

SHELF/COUNTER SUPPORTS	3
PEDESTALS	9
KNEE SPACE	11
DROP EDGE SHELVES	11
TUBE LEGS	12
KEYBOARD TRAYS	13
GROMMETS	14
WIRE CHASES	14
VENTS	14
FILE DRAWER RAILS	15
LABELS/HOLDERS	15
TRAYS/BINS	16
DEMONSTRATION MIRRORS	17

Rev. 08/27/24

©2024 STEVENS INDUSTRIES, INC.  
ALL RIGHTS RESERVED.  
Due to continuing product  
development, Stevens reserves  
the right to change specifications  
without notice.

# Accessories



### SHELF SUPPORT



### 10842

W : 01  
H : 05  
D : 07

- For 8"-11" Shelf Depths
- Available in Black, Grey, White

### SHELF SUPPORT

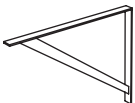


### 10843

W : 01  
H : 08  
D : 11

- For 12"-15" Shelf Depths
- Available in Black, Grey, White

### COUNTER SUPPORT

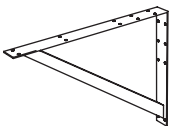


### 10844

W : 01  
H : 10  
D : 15

- For 16"-19" Countertop Depths
- Available in Black, Grey, White

### COUNTER SUPPORT



### 10840

W : 02  
H : 16  
D : 21

- For 22"-26" Countertop Depths
- Available in Black, Grey, White

# T-SHAPED SUPPORTS

## Accessories



### COUNTER SUPPORT

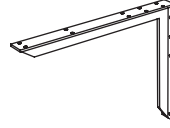


#### 10834

W: 02  
H: 16  
D: 12

- For 13"-17" Countertop Depths
- Available in Black, Grey, White

### COUNTER SUPPORT



#### 10836

W: 02  
H: 16  
D: 21

- For 22"-26" Countertop Depths
- Available in Black, Grey, White

### COUNTER SUPPORT

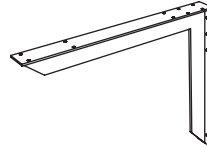


#### 10835

W: 02  
H: 16  
D: 14

- For 15"-19" Countertop Depths
- Available in Black, Grey, White

### COUNTER SUPPORT

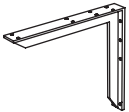


#### 10837

W: 03  
H: 21  
D: 28

- For 28"-34" Countertop Depths
- Available in Black, Grey, White

### COUNTER SUPPORT



#### 10833

W: 02  
H: 14  
D: 16

- For 17"-21" Countertop Depths
- Available in Black, Grey, White

### SHELF SUPPORT

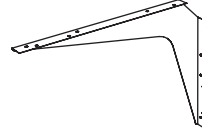


#### 10845

W : 01  
H : 05  
D : 08

- For 9"-13" Shelf Depths
- Available in Black, Grey, White

### COUNTER SUPPORT

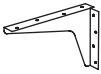


#### 10848

W : 02  
H : 18  
D : 24

- For 25"-29" Countertop Depths
- Available in Black, Grey, White

### COUNTER SUPPORT

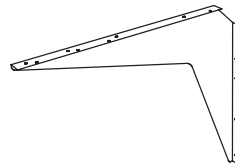


#### 10846

W : 01  
H : 08  
D : 12

- For 13"-17" Countertop Depths
- Available in Black, Grey, White

### COUNTER SUPPORT

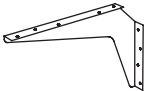


#### 10849

W : 02  
H : 24  
D : 29

- For 30"-34" Countertop Depths
- Available in Black, Grey, White

### COUNTER SUPPORT

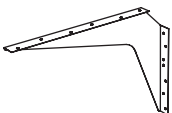


#### 10841

W : 02  
H : 12  
D : 18

- For 19"-23" Countertop Depths
- Available in Black, Grey, White

### COUNTER SUPPORT



#### 10847

W : 02  
H : 15  
D : 21

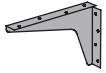
- For 22"-26" Countertop Depths
- Available in Black, Grey, White

# FORMED STAINLESS STEEL SUPPORTS

## Accessories



### COUNTER SUPPORT

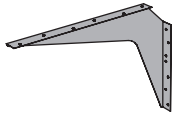


### 10967

W : 01  
H : 08  
D : 12

- For 13"-17" Countertop Depths
- Stainless Steel with Clear Epoxy Coat

### COUNTER SUPPORT

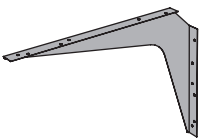


### 10968

W : 02  
H : 15  
D : 21

- For 22"-26" Countertop Depths
- Stainless Steel with Clear Epoxy Coat

### COUNTER SUPPORT



### 10969

W : 02  
H : 18  
D : 24

- For 25"-29" Countertop Depths
- Stainless Steel with Clear Epoxy Coat

### CONCEALED SHELF SUPPORT (IN-WALL)



#### 10975

W : 02  
H : 12  
D : 09

- For 10"-14" Shelf Depths
- Available in Black, Grey, and White
- All Welds on Reverse for Clean Install
- Recommend Backing When Used with Metal Studs

### CONCEALED SUPPORT (IN-WALL)



#### 10979

W : 02  
H : 18  
D : 21

- For 22"-26" Countertop Depths
- Available in Black and White
- All Welds on Reverse for Clean Install
- Recommend Backing When Used with Metal Studs

### CONCEALED SUPPORT (IN-WALL)



#### 10976

W : 02  
H : 12  
D : 12

- For 13"-17" Countertop Depths
- Available in Black, Grey, and White
- All Welds on Reverse for Clean Install
- Recommend Backing When Used with Metal Studs

### CONCEALED SUPPORT (IN-WALL)



#### 10980

W : 02  
H : 18  
D : 24

- For 26"-30" Countertop Depths
- Available in Black, Grey, and White
- All Welds on Reverse for Clean Install
- Recommend Backing When Used with Metal Studs

### CONCEALED SUPPORT (IN-WALL)




#### 10977

W : 02  
H : 12  
D : 15

- For 16"-20" Countertop Depths
- Available in Black and White
- All Welds on Reverse for Clean Install
- Recommend Backing When Used with Metal Studs

### CONCEALED SUPPORT (IN-WALL)

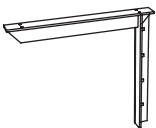


#### 10981

W : 02  
H : 30  
D : 30

- For 31"-35" Countertop Depths
- Available in Black and White
- All Welds on Reverse for Clean Install
- Recommend Backing When Used with Metal Studs

### CONCEALED SUPPORT (IN-WALL)



#### 10978

W : 02  
H : 18  
D : 18

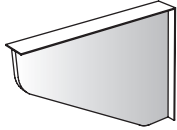
- For 19"-23" Countertop Depths
- Available in Black, Grey, and White
- All Welds on Reverse for Clean Install
- Recommend Backing When Used with Metal Studs

# COUNTER SUPPORTS

## Accessories



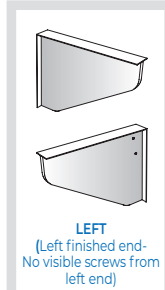
### COUNTER SUPPORT



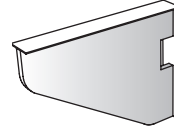
#### 10850

W : 00  
H : 16  
D : 21

- Laminate Panel with Black Metal Cleat
- For 22"-26" Countertop Depths



### COUNTER SUPPORT

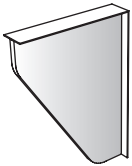


#### 10852

W : 00  
H : 16  
D : 21

- Laminate Panel with Black Metal Cleat
- For 22"-26" Countertop Depths

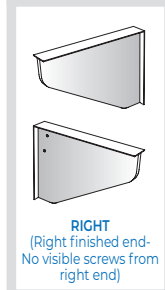
### COUNTER SUPPORT



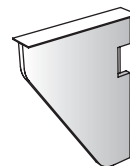
#### 10851

W : 00  
H : 21  
D : 16

- Laminate Panel with Black Metal Cleat
- For 17"-22" Countertop Depths



### COUNTER SUPPORT

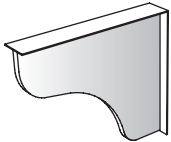


#### 10853

W : 00  
H : 21  
D : 16

- Laminate Panel with Black Metal Cleat
- For 17"-22" Countertop Depths

### COUNTER SUPPORT

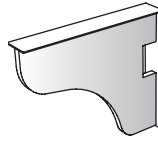


#### 10858

W : 00  
H : 16  
D : 21

- Laminate Panel with Black Metal Cleat
- For 22"-26" Countertop Depths

### COUNTER SUPPORT

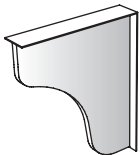


#### 10860

W : 00  
H : 16  
D : 21

- Laminate Panel with Black Metal Cleat
- For 22"-26" Countertop Depths

### COUNTER SUPPORT

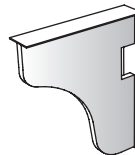


#### 10859

W : 00  
H : 21  
D : 16

- Laminate Panel with Black Metal Cleat
- For 17"-22" Countertop Depths

### COUNTER SUPPORT



#### 10861

W : 00  
H : 21  
D : 16

- Laminate Panel with Black Metal Cleat
- For 17"-22" Countertop Depths



PEDESTAL



**10812**

W : 00, 01  
H : 29-41  
D : 14-29

- Includes 4 L-brackets

PEDESTAL



**10813**

W : 00, 01  
H : 29-41  
D : 14-29

- Wire Chase Cutout
- Includes 4 L-brackets

PEDESTAL



**10816**

W : 00, 01  
H : 29-41  
D : 14-29

- Includes 4 L-brackets

PEDESTAL



**10817**

W : 00, 01  
H : 29-41  
D : 14-29

- Wire Chase Cutout
- Includes 4 L-brackets

PEDESTAL



**10820**

W : 00, 01  
H : 29-41  
D : 14-29

- Includes 4 L-brackets

PEDESTAL



**10821**

W : 00, 01  
H : 29-41  
D : 14-29

- Wire Chase Cutout
- Includes 4 L-brackets

PEDESTAL



**10824**

W : 00, 01  
H : 29-41  
D : 14-29

- Includes 4 L-brackets

PEDESTAL



**10825**

W : 00, 01  
H : 29-41  
D : 14-29

- Wire Chase Cutout
- Includes 4 L-brackets

PEDESTAL



**10828**

W : 00, 01  
H : 29-41  
D : 14-29

- Includes 4 L-brackets

PEDESTAL



**10829**

W : 00, 01  
H : 29-41  
D : 14-29

- Wire Chase Cutout
- Includes 4 L-brackets

# PEDESTALS

## Accessories




### PEDESTAL



### 10912

W : 00, 01  
H : 29-41  
D : 14-29

- Available with Left Finished End, Centered or Right Finished End



LEFT FINISHED END



CENTERED



RIGHT FINISHED END

### PEDESTAL

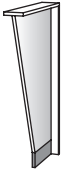


### 10913

W : 00, 01  
H : 29-41  
D : 14-29

- Wire Chase Cutout
- Available with Left Finished End, Centered or Right Finished End

### PEDESTAL



### 10916

W : 00, 01  
H : 29-41  
D : 14-29

- Available with Left Finished End, Centered or Right Finished End

### PEDESTAL



### 10917

W : 00, 01  
H : 29-41  
D : 14-29

- Wire Chase Cutout
- Available with Left Finished End, Centered or Right Finished End

### PEDESTAL



### 10920

W : 00, 01  
H : 29-41  
D : 14-29

- Apron Pedestal
- Available with Left Finished End, Centered or Right Finished End

### PEDESTAL

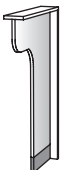


### 10921

W : 00, 01  
H : 29-41  
D : 14-29

- Apron Pedestal
- Wire Chase Cutout
- Available with Left Finished End, Centered or Right Finished End

### PEDESTAL



### 10924

W : 00, 01  
H : 29-41  
D : 14-29

- Apron Pedestal
- Available with Left Finished End, Centered or Right Finished End

### PEDESTAL

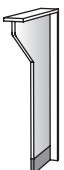


### 10925

W : 00, 01  
H : 29-41  
D : 14-29

- Apron Pedestal
- Wire Chase Cutout
- Available with Left Finished End, Centered or Right Finished End

### PEDESTAL

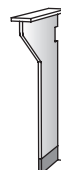


### 10928

W : 00, 01  
H : 29-41  
D : 14-29

- Available with Left Finished End, Centered or Right Finished End

### PEDESTAL



### 10929

W : 00, 01  
H : 29-41  
D : 14-29

- Wire Chase Cutout
- Available with Left Finished End, Centered or Right Finished End

**APRON SUPPORT**



**10870**

W : 24, 30, 36, 42, 48, 60, 96  
H : 04, 06  
D : 00

04H = 4"  
06H = 6-1/8"

**BOOK COMPARTMENT**



**10872**

W : 15, 18, 21, 24, 27, 30, 33, 36  
H : 04, 06  
D : 18, 24

Single Book Compartment  
04H = 4"  
06H = 6-1/8"

**APRON DRAWER**

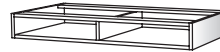


**10876**

W : 15, 18, 21, 24, 27, 30, 33, 36,  
H : 04, 06  
D : 18, 24

Single Apron Drawer  
04H = 4"  
06H = 6-1/8"

**BOOK COMPARTMENT**



**10874**

W : 30, 36, 42, 48  
H : 04, 06  
D : 18, 24

Double Book Compartment  
04H = 4"  
06H = 6-1/8"

**APRON DRAWER**



**10877**

W : 15, 18, 21, 24, 27, 30, 33, 36  
H : 04, 06  
D : 18, 24

Single Apron Drawer with Pull  
04H = 4"  
06H = 6-1/8"

**DROP EDGE SHELVES (HPL)**



**10934**

W : 06-96  
H : 01-06 (Drop Height)  
D : 03-34

High Pressure Laminate  
3/4" Shelf Thickness

**APRON DRAWER**



**10878**

W : 30, 36, 42, 48  
H : 04, 06  
D : 18, 24

Double Apron Drawer  
04H = 4"  
06H = 6-1/8"

**DROP EDGE SHELVES (HPL)**



**10935**

W : 06-96  
H : 02-06 (Drop Height)  
D : 03-34

High Pressure Laminate  
1" Shelf Thickness

# MISCELLANEOUS

## Accessories



TUBE LEG

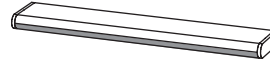


### 10831

W : 02  
H : 29, 32, 35  
D : 02

- Adjustable Leveler
- Chrome

TASK LIGHT

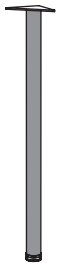


### 15890

W : 18, 36  
H : 02  
D : 04

- Mounts Under Wall and Valance Cabinets

TUBE LEG



### 10832

W : 02  
H : 29, 32, 35  
D : 02

- Adjustable Leveler
- Powder Coated Black

TITEJOINT FASTENER JIG



### 10974

W : 25  
H : 00  
D : 06

- Template for Routing Countertops in the Field for Application of Titejoint Fasteners
- Titejoint Fasteners Not Included
- Actual Size: 25"W x 6"D x 3/4" Thick

WALL ANGLE

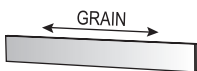


### 10838

W : 21  
H : 01  
D : 01

- For Attachment of Countertop to Wall or Adjacent Structure
- Black

LAMINATED WALL CLEAT

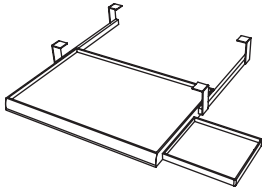


### 10890

W : 24, 30, 48, 96  
H : 04, 06  
D : 00

- 3/4" Edgebanded Laminated Cleat

**KEYBOARD TRAY**



**10881**

W: 25  
H : 05  
D : 15

- Black Molded Keyboard Tray with Mouse Extension
- 22"W x 9"D Keyboard Space
- 8"W x 9"D Mouse Extension (Left or Right)
- Requires 24 1/2" Opening

**WARDROBE MIRROR**

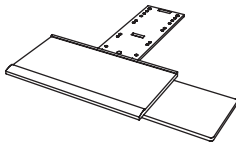


**10898**

W: 10  
H : 10  
D : 00

- Acrylic
- Adhesive Backed

**KEYBOARD TRAY**

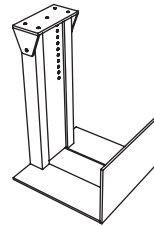


**10884**

W: 21  
H : 03  
D : 17

- Black Articulating Adjustable Arm and Keyboard Tray with Mouse Extension
- 21W" x 9"D Keyboard Space
- 9W" x 9"D Mouse Extension

**CPU MOUNT**




**10894**

W: 09  
H : 13  
D : 05

- Fixed Mount
- Black
- Width Adjustment: 5 1/2" to 9 1/4"
- Height Adjustment: 13 3/8" to 20 1/2"

**PENCIL DRAWER TRAY**

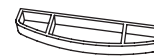


**10879**

W: 15  
H : 02  
D : 15

- Black Molded Compartment Tray
- Ball Bearing Slides
- Tray: 12"W x 14"D
- Installed Depth: 15 1/4"
- Installation Width: 15 1/4" min.

**PIN TRAY**

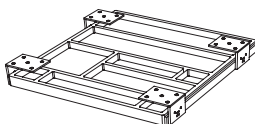


**10945**

W: 11  
H : 01  
D : 03

- Black

**PENCIL DRAWER TRAY**



**10882**

W: 22  
H : 01  
D : 16

- Black Molded Compartment Tray
- Compartments May Vary From Illustration

# MISCELLANEOUS

## Accessories



### WIRE CHASE



Side View

### 10885

W : 24, 30, 33, 36, 39, 42, 45, 48  
H : 06  
D : 05

- Laminated Wire Chase

### GROMMET

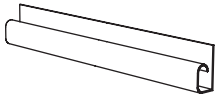


### 10891

W : 03  
H : 01  
D : 03

- 2 3/8" Diameter Pass-Thru
- Available in Black, Grey, White
- Actual Size: 2 3/4" Dia. x 7/8"H

### WIRE RACE CHANNEL



### 10886

W : 48, 96  
H : 02  
D : 01

- Black Extrusion
- Adhesive Backed
- Field Trim to Fit

### GROMMET

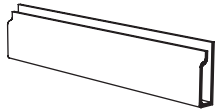


### 10895

W : 04  
H : 01  
D : 04

- 3 1/4" Diameter Pass-Thru
- Available in Black, Grey, White
- Actual Size: 3 5/8" Dia. x 1"H

### WIRE RACE CHANNEL

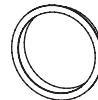


### 10887

W : 48, 96  
H : 03  
D : 01

- Black Extrusion
- Field Trim to Fit

### TRASH GROMMET



### 10888

W : 07  
H : 07  
D : 01

- 5 7/8" Diameter Pass-Thru
- Available in Black, Grey, White
- Actual Size: 6 3/4" Dia. x 1"H

### CPU/DOOR VENT



### 10892

W : 04  
H : 03  
D : 00

- Available in Black, Grey, White

### TRASH GROMMET

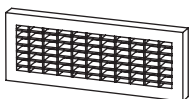


### 10889

W : 07  
H : 07  
D : 02

- 5 7/8" Diameter Pass-Thru
- Stainless Steel
- Actual Size: 6 3/4" Dia. x 2"H

### DOOR VENT



### 10893

W : 09  
H : 03  
D : 00

- Available in Black, Grey, White

### FLIP TOP GROMMET

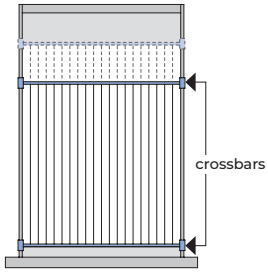


### 10965

W : 04  
H : 01  
D : 04

- Flip Top Design
- 2-13/16" Diameter Pass-Thru
- Black
- Actual Size: 3 1/2" Dia. x 5/8"H

### FILE CROSSBARS



Top View - Letter File Drawer with optional crossbars installed for side filing

### 10896

W : 15  
H : 01  
D : 00

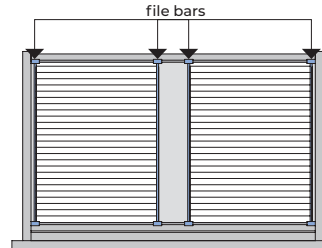
- Pair of Crossbars for 15"W File Drawers (Letter)
- Allow Side Filing

### 10897

W : 18  
H : 01  
D : 00

- Pair of Crossbars for 18"W File Drawers (Legal)
- Allow Side Filing

### FILE BARS



Top View - Lateral File Drawer with two pairs of optional file bars installed for front-to-back filing

### 10940

W : 00  
H : 01  
D : 18

- 1 Pair of File Bars for Lateral File Drawers
- Allow Front-to-Back Filing
- 1 Pair Required for 24"W Lateral File Drawers
- 2 Pairs Required for 36"W Lateral File Drawers

### NUMBERED METAL PLATE SET




### 10899

W : 02  
H : 01  
D : 01, 02, 03, 04

- Black Enamel-Filled Consecutive Numbers Stamped onto 18-ga Aluminum Plates
- Order in Sets of 25 Plates
- Depth (D) Indicates Number Range, as follows:  
01 = 001-025  
02 = 026-050  
03 = 051-075  
04 = 076-100
- Actual Size: 2 1/8" x 1"H

### NUMBERED LABEL SET



### 10910

W : 02  
H : 01  
D : 01, 02, 03, 04

- Clear Labels with Consecutive Numbers
- Fits Standard Lock Hasp Used on Stevens Advantage Cabinets
- Order in Sets of 50 Labels
- Depth (D) Indicates Number Range, as follows:  
01 = 001-050  
02 = 051-100  
03 = 101-150  
04 = 151-200
- Actual Size: 1 1/2"W x 1"H

### HASP LABEL COVER



### 10883

W : 02  
H : 01  
D : 00

- Clear Acrylic Cover for Lock Hasp Label
- Fits Standard Lock Hasp Used on Stevens Advantage Cabinets
- Actual Size: 3"W x 1 1/4"H x 1.5mm Thick

### LABEL HOLDER



### 10911

W : 05  
H : 02  
D : 00

- For File Drawers
- Metal Label Holder with Slot for Label Insert
- Actual Size: 4 5/8"W x 1 3/4"H

### LABEL HOLDER



### 10908

W : 02  
H : 00  
D : 00

- For Shelf Front Edge
- Self Adhesive Anodized Aluminum Label Holder
- Actual Size: 2"W x 3/4"H

### LABEL HOLDER



### 10909

W : 03  
H : 01  
D : 00

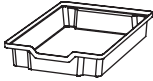
- For Doors and Drawers
- Self Adhesive Anodized Aluminum Label Holder
- Actual Size: 3"W x 1 1/8"H

# TRAYS/BINS

## Accessories



### BIN



#### SA910

W: 12  
H: 03  
D: 17

- Molded Translucent Bin
- Outside: 12 1/4"W x 3"H x 16 3/4"D
- Inside: 10 5/8"W x 3"H x 14 1/4"D

### TRASH BIN

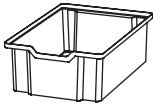


#### 10904

W: 14  
H: 15  
D: 10

- Plastic with Rolled Rim, Black
- 28-qt. / 7-gal. Capacity
- Outside: 14 3/8"W x 15"H x 10 1/4"D

### BIN




#### SA911

W: 12  
H: 06  
D: 17

- Molded Translucent Bin
- Outside: 12 1/4"W x 6"H x 16 3/4"D
- Inside: 10 5/8"W x 6"H x 14 1/4"D

### TRASH BIN

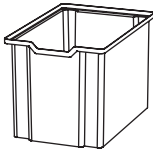


#### 10905

W: 15  
H: 20  
D: 11

- Plastic with Rolled Rim, Black
- 40-qt. / 10-gal. Capacity
- Outside: 15 1/4"W x 20"H x 11 1/8"D

### BIN

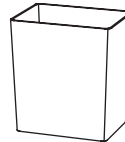


#### SA912

W: 12  
H: 12  
D: 17

- Molded Translucent Bin
- Outside: 12 1/4"W x 12"H x 16 3/4"D
- Inside: 10 5/8"W x 12"H x 14 1/4"D

### TRASH BIN



#### 10906

W: 15  
H: 16  
D: 11

- Fiberglass Construction, Beige
- 28-qt. / 7-gal. Capacity
- Outside: 14 1/2"W x 15 1/2"H x 10 1/2"D
- Fire Resistant

### TRAY




#### SA901

W: 14  
H: 04  
D: 19

- Pearl White Molded Tray
- Card Holder on 14 1/4" Side
- Outside: 14 1/4"W x 3 1/2"H x 19"D
- Inside: 12 3/4"W x 3 1/2"H x 17 1/4"D

### TRASH BIN



#### 10907

W: 15  
H: 20  
D: 12

- Fiberglass Construction, Beige
- 40-qt. / 10-gal. Capacity
- Outside: 15"W x 20 1/4"H x 11 1/2"D
- Fire Resistant

### TRAY



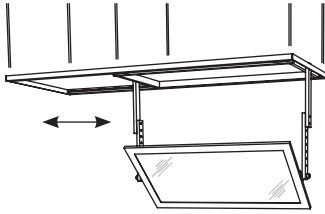
#### SA902

W: 10  
H: 04  
D: 19

- Pearl White Molded Tray
- Card Holder on 10" Side
- Outside: 10"W x 3 1/2"H x 19"D
- Inside: 8 1/2"W x 3 1/2"H x 17 1/4"D



### DEMONSTRATION MIRROR

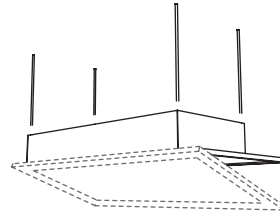


#### 10958

W : 48, 59  
H : VARIES  
D : 28

- Movable, Ceiling Mount
- Track Length: 96"
- 12" Adjustment to Accommodate Ceiling Height
- Ceiling Mounted with 1/2" Threaded Rods (included)
- 48W: 47"W Mirror Frame
- 59W: 58"W Mirror Frame

### DEMONSTRATION MIRROR

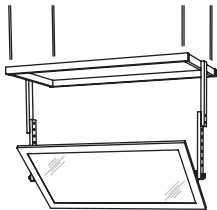


#### 10961

W : 67  
H : VARIES  
D : 26

- Ceiling Mounted with 1/2" Threaded Rods (included)
- 67" x 26" Framed Mirror
- Motorized 110V Tilt with Power Remote

### DEMONSTRATION MIRROR

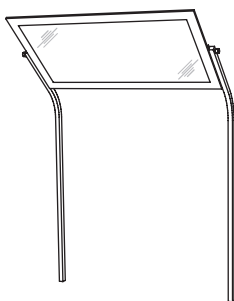


#### 10959

W : 48, 59  
H : VARIES  
D : 26

- Ceiling Mount
- 12" Adjustment to Accommodate Ceiling Height
- Ceiling Mounted with 1/2" Threaded Rods (included)
- 48W: 47"W Mirror Frame
- 59W: 58"W Mirror Frame

### DEMONSTRATION MIRROR



#### 10960

W : 48, 59  
H : VARIES  
D : 26

- Cabinet Mount
- Pivoting
- 48W: 43"W Mirror Frame for Cabinets 48"W and Wider
- 59W: 54"W Mirror Frame for Cabinets 59"W and Wider