

Table of Contents

LOCKERS

Sizing	4
Hooks.....	5
Hardware	6
Model Number System	7
Design Detail - Slope Top.....	8

LOCKERS – EDUCATION



Full Height Locker	Flat Top.....	9
Compartments	Slope Top.....	19
Lockers with Lower Compartments	Flat Top.....	10
	Slope Top.....	20
Lockers with Upper Compartments	Flat Top.....	11
	Slope Top.....	21
Lockers with Double Upper Compartments	Flat Top.....	12
	Slope Top.....	22
Lockers with Upper & Lower Compartments	Flat Top.....	13
	Slope Top.....	23
(2) Equal Locker Compartments	Flat Top.....	14
	Slope Top.....	24
(3) Equal Locker Compartments	Flat Top.....	15
	Slope Top.....	25
(4) Equal Locker Compartments	Flat Top.....	15
	Slope Top.....	25








(continued on page 2)

Table of Contents (continued)

LOCKERS – EDUCATION

	Bottomless Wall Hung Lockers Square Dividers	16
	Radius Dividers	16
	Wall Hung Lockers Flat Top	17
	Slope Top	26
	Pack Cubes with Flat Top	18
	Adjustable Shelves Slope Top	27
	Bench Flat Top	18
	Slope Top	27

LOCKERS – MEDICAL

	Full Height Locker Flat Top	28
	Compartments Slope Top	33
	Lockers with Lower Flat Top	28
	Compartments Slope Top	33
	Lockers with Upper Flat Top	29
	Compartments Slope Top	34
	Lockers with Upper & Lower Flat Top	29
	Compartments Slope Top	34
	(2) Equal Locker Flat Top	30
	Compartments Slope Top	35
	(3) Equal Locker Flat Top	30
	Compartments Slope Top	35
	(4) Equal Locker Flat Top	31
	Compartments Slope Top	36

(continued on page 3)

Table of Contents (continued)

LOCKERS – MEDICAL

(5) Equal Locker	Flat Top.....	31
Compartments	Slope Top.....	36

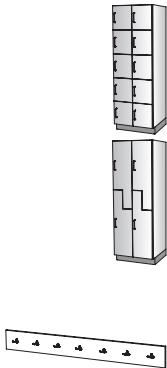
Z-Locker	Flat Top.....	32
	Slope Top.....	37

WALL HOOK RAILS

Double J Hooks	38
Schoolhouse Hooks.....	38

INSTALLATION ACCESSORIES

Flat Top.....	39
Slope Top.....	41
Bench	42



LOCKERS

Sizing



CABINET DIMENSIONS

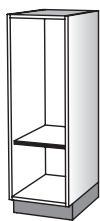
Stevens Advantage lockers are designed so that all locker compartments in a cabinet are the same width. This provides the same amount of storage space for each user. As a result, some actual cabinet widths vary from those of standard casework.

NOMINAL CABINET WIDTH										NOMINAL INCHES	
COMPARTMENT WIDTH:	5 inch	6 inch	7 inch	8 inch	9 inch	10 inch	11 inch	12 inch	13 inch	14 inch	
1-WIDE							13	14	15	16	
2-WIDE	12	14	16	18	20	22	24	26	28	30	
3-WIDE	18	21	24	27	30	33	36	39	42	45	
4-WIDE	24	28	32	36	40	44	48				
5-WIDE	30	35	40	45							

- Only Available with Open Units
- Available with All Units

ACTUAL CABINET WIDTH										INCHES	
COMPARTMENT WIDTH:	5 inch	6 inch	7 inch	8 inch	9 inch	10 inch	11 inch	12 inch	13 inch	14 inch	
1-WIDE							12 9/16	13 9/16	14 9/16	15 9/16	
2-WIDE	12 5/16	14 5/16	16 5/16	18 5/16	20 5/16	22 5/16	24 5/16	26 5/16	28 5/16	30 5/16	
3-WIDE	18 1/16	21 1/16	24 1/16	27 1/16	30 1/16	33 1/16	36 1/16	39 1/16	42 1/16	45 1/16	
4-WIDE	23 14/16	27 14/16	31 14/16	35 14/16	39 14/16	43 14/16	47 14/16				
5-WIDE	29 10/16	34 10/16	39 10/16	44 10/16							

- Only Available with Open Units
- Available with All Units



1-WIDE




2-WIDE



3-WIDE



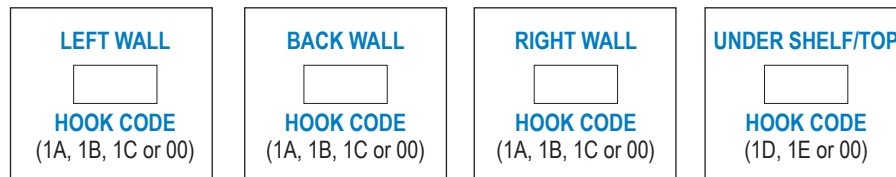
4-WIDE



5-WIDE

HOOK CONFIGURATION

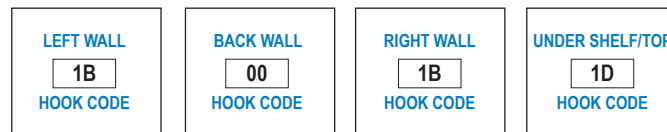
If hooks are desired, a Hook Code for each Hook Location must be specified as shown below:



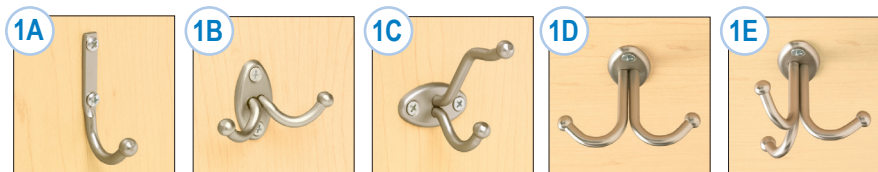
NOTE: All locker compartments within a cabinet will have the same hook configuration.

EXAMPLE

Hook Configuration: 1B001B1D



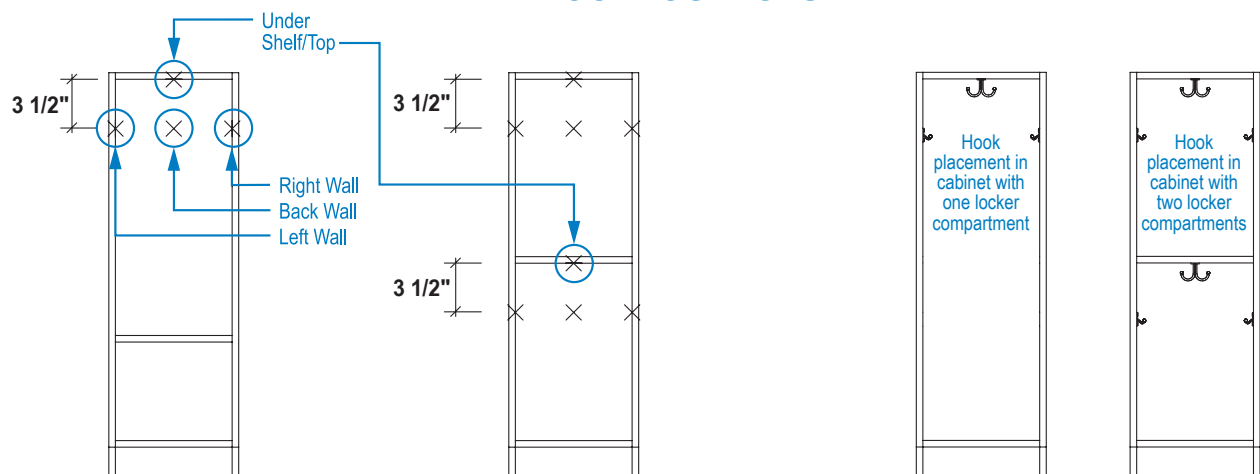
Left Wall = Double J (Wall) = **1B**
 Back Wall = No Hook = **00**
 Right Wall = Double J (Wall) = **1B**
 Under Shelf/Top = Double J (Shelf/Top) = **1D**



HOOK CODES

- 1A** Single J (Wall)
- 1B** Double J (Wall)
- 1C** Schoolhouse (Wall)
- 1D** Double J (Shelf/Top)
- 1E** Triple J (Shelf/Top)
- 00** No Hook

HOOK LOCATIONS



LOCKERS

Hardware



HINGE OPTIONS


LOCKER CATEGORY	AVAILABLE HINGE
Classroom & Stacker Storage	No Hinges 5-Knuckle Overlay or Concealed Hinges
Corridor	5-Knuckle Overlay Hinges Only
Medical	Concealed Hinges Only

5-KNUCKLE (5K) OVERLAY HINGE



- Patented Grade I institutional design
- Safety-tipped with non-removable pins
- 270° swing
- Overlay mounting

120° and 165° CONCEALED HINGES




- 3-way adjustment
- Self-closing
- High strength screw attachment

LOCK OPTIONS

AVAILABLE LOCK PER DOOR APPLICATION	
Upper Storage Compartment Doors	Lock Matches Specification Group Selection
Individual Doors	By Default: Pull (No Lock) Default Locks: Cam Lock Hasp (No Pull) Additional Lock Option: Digital Code Lock (No Pull)

CAM LOCK HASP



- Padlock security
- Padlock not included
- For smaller doors, latch replaces the pull

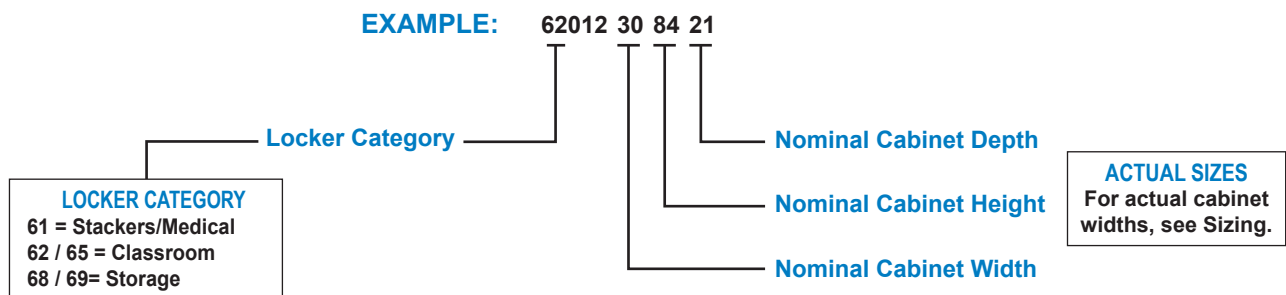
DIGITAL CODE LOCK



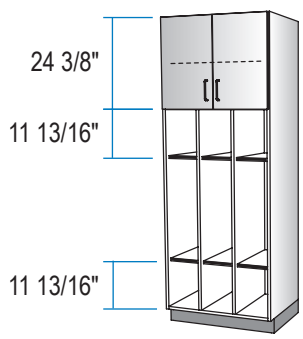
- Keypad operation
- User-selected 4-digit code
- Integral handle
- For smaller doors, integral handle replaces the pull

MODEL NUMBER DEFINED

Lockers, stackers and benches are defined using the 5-digit model number associated with the design illustration. The complete unit definition requires the width, height and depth suffix to properly identify the locker desired.

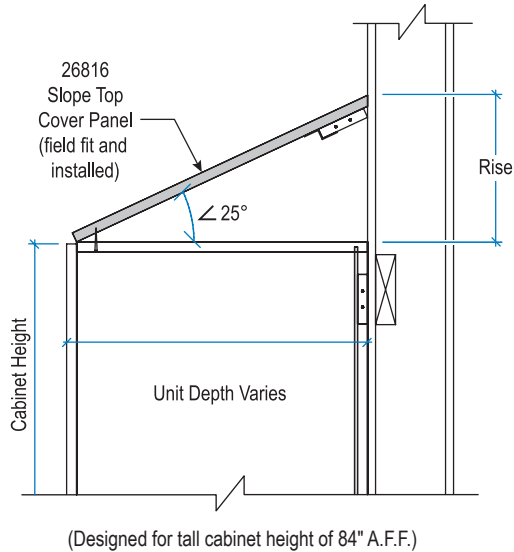


STANDARD COMPARTMENT SIZES

	Storage Compartments	24 3/8" H opening <i>Includes 1 adjustable shelf</i>
	Small Compartments for Shoes / Books	11 13/16" H opening
	<i>Customizations to shelf quantity and compartment size can be reviewed with sales team.</i>	

SLOPE TOP

Stevens Advantage slope top units are designed with integral slope ends, eliminating the need for on-the-job fabrication of slope structures. Overlay slope cover panels are shipped with length and end edging for final fit and sizing as installation field conditions may require. Stevens Advantage slope design incorporates a full 3/4" thick slope top on a 25° constant rising slope. Slope top options are available on nominal cabinet depths of 14", 18", 21" and 24". Slope tops not recommended for cabinet height above 84", due to possible ceiling interferences. 26816 Slope Top Cover Panels must be specified and ordered separately (not included with cabinet units).



Nominal Unit Depth	Rise	
	inches	mm
14	7	177.9
18	8 ¾	222.6
21	10 ¾	262.8
24	11 ½	292.8

• Full Height Locker Compartments

CLASSROOM



Units Pictured Are Listed in Bold.

	W:	H:	D:	MODEL #
1-Wide	13-16 (1" incr.)	29-72	13-24	62071
2-Wide	12-30 (2" incr.)	29-72	13-24	62072
3-Wide	18-45 (3" incr.)	29-72	13-24	62073
4-Wide	24-48 (4" incr.)	29-72	13-24	62074
5-Wide	30-45 (5" incr.)	29-72	13-24	62075

STACKER



See Bench Section for Stacker Base Options.

Units Pictured Are Listed in Bold.

	W:	H:	D:	MODEL #
1-Wide	13-16 (1" incr.)	48-67	13-24	61851
2-Wide	12-30 (2" incr.)	48-67	13-24	61852
3-Wide	18-45 (3" incr.)	48-67	13-24	61853
4-Wide	24-48 (4" incr.)	48-67	13-24	61854

CORRIDOR

5-KNUCKLE HINGE ONLY



Units Pictured Are Listed in Bold.

	W:	H:	D:	MODEL #	
				LH	RH
1-Wide	13-16 (1" incr.)	29-72	13-24	71811	71801
2-Wide	18-30 (2" incr.)	29-72	13-24	71812	71802
3-Wide	27-45 (3" incr.)	29-72	13-24	71813	71803
4-Wide	36-48 (4" incr.)	29-72	13-24	71814	71804

- Upper Storage Compartment: Height Fixed Unless Other Compartment Heights Are Customized
- Full Height Locker Compartments: Height Floats Unless Upper Storage Compartment Height is Customized

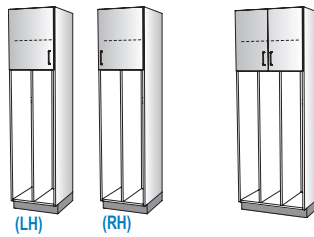
CLASSROOM



Units Pictured Are Listed in Bold.

	W:	H:	D:	MODEL #
1-Wide	13-16 (1" incr.)	78-84	13-24	62571
2-Wide	18-30 (2" incr.)	78-84	13-24	62572
3-Wide	27-45 (3" incr.)	78-84	13-24	62573
4-Wide	36-48 (4" incr.)	78-84	13-24	62574

STORAGE

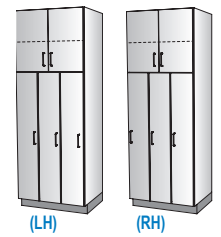



Units Pictured Are Listed in Bold.

	W:	H:	D:	MODEL #	
				LH	RH
1-Wide	13-16 (1" incr.)	78-84	13-24	68761	68771
2-Wide	18-30 (2" incr.)	78-84	13-24	68762	68772
3-Wide	27-45 (3" incr.)	78-84	13-24	68763	
4-Wide	36-48 (4" incr.)	78-84	13-24	68764	

CORRIDOR

5-KNUCKLE HINGE ONLY



Units Pictured Are Listed in Bold.

	W:	H:	D:	MODEL #	
				LH	RH
1-Wide	13-16 (1" incr.)	78-84	13-24	71831	71821
2-Wide	18-30 (2" incr.)	78-84	13-24	71832	71822
3-Wide	27-45 (3" incr.)	78-84	13-24	71833	71823
4-Wide	36-48 (4" incr.)	78-84	13-24	71834	71824

LOCKERS – EDUCATION

Flat Top



- Locker Compartments: Height Floats
- Lower Compartments: Height Fixed

CLASSROOM

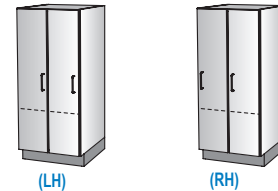


Units Pictured Are Listed in Bold.

	W:	H:	D:	MODEL #
1-Wide	13-16 (1" incr.)	49-84	13-24	62011
2-Wide	12-30 (2" incr.)	49-84	13-24	62012
3-Wide	18-45 (3" incr.)	49-84	13-24	62013
4-Wide	24-48 (4" incr.)	49-84	13-24	62014
5-Wide	30-45 (5" incr.)	49-84	13-24	62015

CORRIDOR

5-KNUCKLE HINGE ONLY



Units Pictured Are Listed in Bold.

	W:	H:	D:	MODEL #	
				LH	RH
1-Wide	13-16 (1" incr.)	49-84	13-24	71221	71021
2-Wide	18-30 (2" incr.)	49-84	13-24	71222	71022
3-Wide	27-45 (3" incr.)	49-84	13-24	71223	71023
4-Wide	36-48 (4" incr.)	49-84	13-24	71224	71024

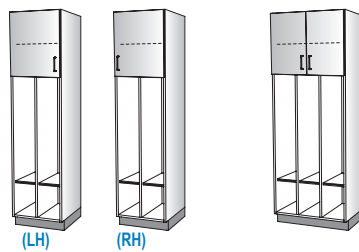
CLASSROOM



Units Pictured Are Listed in Bold.

	W:	H:	D:	MODEL #
1-Wide	13-16 (1" incr.)	78-84	13-24	62581
2-Wide	18-30 (2" incr.)	78-84	13-24	62582
3-Wide	27-45 (3" incr.)	78-84	13-24	62583
4-Wide	36-48 (4" incr.)	78-84	13-24	62584

STORAGE

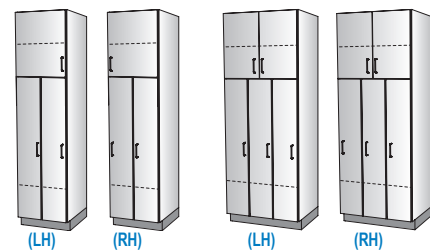


Units Pictured Are Listed in Bold.

	W:	H:	D:	MODEL #	
				LH	RH
1-Wide	13-16 (1" incr.)	78-84	13-24	68781	68791
2-Wide	18-30 (2" incr.)	78-84	13-24	68782	68792
3-Wide	27-45 (3" incr.)	78-84	13-24	68783	
4-Wide	36-48 (4" incr.)	78-84	13-24	68784	

CORRIDOR

5-KNUCKLE HINGE ONLY



Units Pictured Are Listed in Bold.

	W:	H:	D:	MODEL #	
				LH	RH
1-Wide	13-16 (1" incr.)	78-84	13-24	71881	71891
2-Wide	18-30 (2" incr.)	78-84	13-24	71882	71892
3-Wide	27-45 (3" incr.)	78-84	13-24	71883	71893
4-Wide	36-48 (4" incr.)	78-84	13-24	71884	71894

- Upper Compartments: Height Fixed
- Locker Compartments: Height Floats

CLASSROOM



Units Pictured Are Listed in Bold.

	W:	H:	D:	MODEL #
1-Wide	13-16 (1" incr.)	49-84	13-24	62031
2-Wide	12-30 (2" incr.)	49-84	13-24	62032
3-Wide	18-45 (3" incr.)	49-84	13-24	62033
4-Wide	24-48 (4" incr.)	49-84	13-24	62034
5-Wide	30-45 (5" incr.)	49-84	13-24	62035

STACKER



See Bench Section for Stacker Base Options.

Units Pictured Are Listed in Bold.

	W:	H:	D:	MODEL #
1-Wide	13-16 (1" incr.)	48-67	13-24	61820
2-Wide	12-30 (2" incr.)	48-67	13-24	61821
3-Wide	18-45 (3" incr.)	48-67	13-24	61822
4-Wide	24-48 (4" incr.)	48-67	13-24	61823

CORRIDOR

5-KNUCKLE HINGE ONLY



Units Pictured Are Listed in Bold.

	W:	H:	D:	MODEL #	
				LH	RH
1-Wide	13-16 (1" incr.)	49-84	13-24	71231	71031
2-Wide	18-30 (2" incr.)	49-84	13-24	71232	71032
3-Wide	27-45 (3" incr.)	49-84	13-24	71233	71033
4-Wide	36-48 (4" incr.)	49-84	13-24	71234	71034

CLASSROOM



Units Pictured Are Listed in Bold.

	W:	H:	D:	MODEL #
1-Wide	13-16 (1" incr.)	78-84	13-24	62521
2-Wide	18-30 (2" incr.)	78-84	13-24	62522
3-Wide	27-45 (3" incr.)	78-84	13-24	62523
4-Wide	36-48 (4" incr.)	78-84	13-24	62524

STORAGE

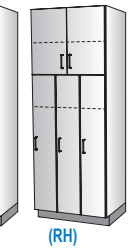


Units Pictured Are Listed in Bold.

	W:	H:	D:	MODEL #	
				LH	RH
1-Wide	13-16 (1" incr.)	78-84	13-24	68521	68721
2-Wide	18-30 (2" incr.)	78-84	13-24	68522	68722
3-Wide	27-45 (3" incr.)	78-84	13-24	68523	
4-Wide	36-48 (4" incr.)	78-84	13-24	68524	

CORRIDOR

5-KNUCKLE HINGE ONLY



Units Pictured Are Listed in Bold.



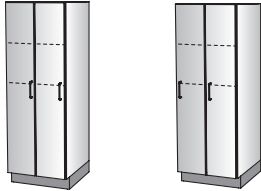
	W:	H:	D:	MODEL #	
				LH	RH
1-Wide	13-16 (1" incr.)	78-84	13-24	71331	71131
2-Wide	18-30 (2" incr.)	78-84	13-24	71332	71132
3-Wide	27-45 (3" incr.)	78-84	13-24	71333	71133
4-Wide	36-48 (4" incr.)	78-84	13-24	71334	71134

LOCKERS – EDUCATION


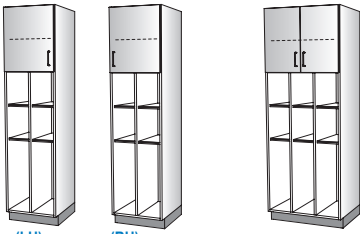
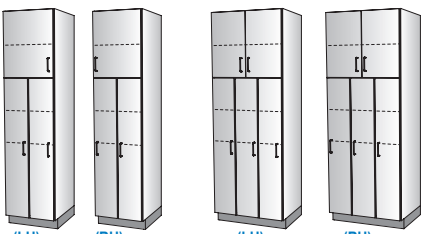
Flat Top



- Double Upper Compartments: Height Fixed Equally
- Locker Compartments: Height Floats

CLASSROOM	STACKER	CORRIDOR																																																																																		
	 <p style="font-size:small;">See Bench Section for Stacker Base Options.</p>	<p style="font-size:small;">5-KNUCKLE HINGE ONLY</p>  <p style="font-size:small;">(LH) (RH)</p>																																																																																		
Units Pictured Are Listed in Bold.	Units Pictured Are Listed in Bold.	Units Pictured Are Listed in Bold.																																																																																		
<table border="1" style="width:100%; border-collapse: collapse; font-size:small;"> <thead> <tr> <th></th> <th>W:</th> <th>H:</th> <th>D:</th> <th>MODEL #</th> </tr> </thead> <tbody> <tr> <td>1-Wide</td> <td>13-16 (1" incr.)</td> <td>59-84</td> <td>13-24</td> <td>62131</td> </tr> <tr> <td>2-Wide</td> <td>12-30 (2" incr.)</td> <td>59-84</td> <td>13-24</td> <td>62132</td> </tr> <tr> <td>3-Wide</td> <td>18-45 (3" incr.)</td> <td>59-84</td> <td>13-24</td> <td>62133</td> </tr> <tr> <td>4-Wide</td> <td>24-48 (4" incr.)</td> <td>59-84</td> <td>13-24</td> <td>62134</td> </tr> </tbody> </table>		W:	H:	D:	MODEL #	1-Wide	13-16 (1" incr.)	59-84	13-24	62131	2-Wide	12-30 (2" incr.)	59-84	13-24	62132	3-Wide	18-45 (3" incr.)	59-84	13-24	62133	4-Wide	24-48 (4" incr.)	59-84	13-24	62134	<table border="1" style="width:100%; border-collapse: collapse; font-size:small;"> <thead> <tr> <th></th> <th>W:</th> <th>H:</th> <th>D:</th> <th>MODEL #</th> </tr> </thead> <tbody> <tr> <td>1-Wide</td> <td>13-16 (1" incr.)</td> <td>48-67</td> <td>13-24</td> <td>61861</td> </tr> <tr> <td>2-Wide</td> <td>12-30 (2" incr.)</td> <td>48-67</td> <td>13-24</td> <td>61862</td> </tr> <tr> <td>3-Wide</td> <td>18-45 (3" incr.)</td> <td>48-67</td> <td>13-24</td> <td>61863</td> </tr> <tr> <td>4-Wide</td> <td>24-48 (4" incr.)</td> <td>48-67</td> <td>13-24</td> <td>61864</td> </tr> </tbody> </table>		W:	H:	D:	MODEL #	1-Wide	13-16 (1" incr.)	48-67	13-24	61861	2-Wide	12-30 (2" incr.)	48-67	13-24	61862	3-Wide	18-45 (3" incr.)	48-67	13-24	61863	4-Wide	24-48 (4" incr.)	48-67	13-24	61864	<table border="1" style="width:100%; border-collapse: collapse; font-size:small;"> <thead> <tr> <th rowspan="2"></th> <th rowspan="2">W:</th> <th rowspan="2">H:</th> <th rowspan="2">D:</th> <th colspan="2">MODEL #</th> </tr> <tr> <th>LH</th> <th>RH</th> </tr> </thead> <tbody> <tr> <td>1-Wide</td> <td>13-16 (1" incr.)</td> <td>59-84</td> <td>13-24</td> <td>71211</td> <td>71011</td> </tr> <tr> <td>2-Wide</td> <td>18-30 (2" incr.)</td> <td>59-84</td> <td>13-24</td> <td>71212</td> <td>71012</td> </tr> <tr> <td>3-Wide</td> <td>27-45 (3" incr.)</td> <td>59-84</td> <td>13-24</td> <td>71213</td> <td>71013</td> </tr> <tr> <td>4-Wide</td> <td>36-48 (4" incr.)</td> <td>59-84</td> <td>13-24</td> <td>71214</td> <td>71014</td> </tr> </tbody> </table>		W:	H:	D:	MODEL #		LH	RH	1-Wide	13-16 (1" incr.)	59-84	13-24	71211	71011	2-Wide	18-30 (2" incr.)	59-84	13-24	71212	71012	3-Wide	27-45 (3" incr.)	59-84	13-24	71213	71013	4-Wide	36-48 (4" incr.)	59-84	13-24	71214	71014
	W:	H:	D:	MODEL #																																																																																
1-Wide	13-16 (1" incr.)	59-84	13-24	62131																																																																																
2-Wide	12-30 (2" incr.)	59-84	13-24	62132																																																																																
3-Wide	18-45 (3" incr.)	59-84	13-24	62133																																																																																
4-Wide	24-48 (4" incr.)	59-84	13-24	62134																																																																																
	W:	H:	D:	MODEL #																																																																																
1-Wide	13-16 (1" incr.)	48-67	13-24	61861																																																																																
2-Wide	12-30 (2" incr.)	48-67	13-24	61862																																																																																
3-Wide	18-45 (3" incr.)	48-67	13-24	61863																																																																																
4-Wide	24-48 (4" incr.)	48-67	13-24	61864																																																																																
	W:	H:	D:	MODEL #																																																																																
				LH	RH																																																																															
1-Wide	13-16 (1" incr.)	59-84	13-24	71211	71011																																																																															
2-Wide	18-30 (2" incr.)	59-84	13-24	71212	71012																																																																															
3-Wide	27-45 (3" incr.)	59-84	13-24	71213	71013																																																																															
4-Wide	36-48 (4" incr.)	59-84	13-24	71214	71014																																																																															

- Upper Storage Compartment: Height Fixed Unless Other Compartment Heights Are Customized
- Double Upper Compartments: Height Fixed Equally
- Locker Compartments: Height Floats Unless Upper Storage Compartment Height is Customized

CLASSROOM	STORAGE	CORRIDOR																																																																																									
	 <p style="font-size:small;">(LH) (RH)</p>	<p style="font-size:small;">5-KNUCKLE HINGE ONLY</p>  <p style="font-size:small;">(LH) (RH) (LH) (RH)</p>																																																																																									
Units Pictured Are Listed in Bold.	Units Pictured Are Listed in Bold.	Units Pictured Are Listed in Bold.																																																																																									
<table border="1" style="width:100%; border-collapse: collapse; font-size:small;"> <thead> <tr> <th></th> <th>W:</th> <th>H:</th> <th>D:</th> <th>MODEL #</th> </tr> </thead> <tbody> <tr> <td>1-Wide</td> <td>13-16 (1" incr.)</td> <td>78-84</td> <td>13-24</td> <td>62531</td> </tr> <tr> <td>2-Wide</td> <td>18-30 (2" incr.)</td> <td>78-84</td> <td>13-24</td> <td>62532</td> </tr> <tr> <td>3-Wide</td> <td>27-45 (3" incr.)</td> <td>78-84</td> <td>13-24</td> <td>62533</td> </tr> <tr> <td>4-Wide</td> <td>36-48 (4" incr.)</td> <td>78-84</td> <td>13-24</td> <td>62534</td> </tr> </tbody> </table>		W:	H:	D:	MODEL #	1-Wide	13-16 (1" incr.)	78-84	13-24	62531	2-Wide	18-30 (2" incr.)	78-84	13-24	62532	3-Wide	27-45 (3" incr.)	78-84	13-24	62533	4-Wide	36-48 (4" incr.)	78-84	13-24	62534	<table border="1" style="width:100%; border-collapse: collapse; font-size:small;"> <thead> <tr> <th rowspan="2"></th> <th rowspan="2">W:</th> <th rowspan="2">H:</th> <th rowspan="2">D:</th> <th colspan="2">MODEL #</th> </tr> <tr> <th>LH</th> <th>RH</th> </tr> </thead> <tbody> <tr> <td>1-Wide</td> <td>13-16 (1" incr.)</td> <td>78-84</td> <td>13-24</td> <td>68531</td> <td>68731</td> </tr> <tr> <td>2-Wide</td> <td>18-30 (2" incr.)</td> <td>78-84</td> <td>13-24</td> <td>68532</td> <td>68732</td> </tr> <tr> <td>3-Wide</td> <td>27-45 (3" incr.)</td> <td>78-84</td> <td>13-24</td> <td colspan="2" style="text-align:center;">68533</td> </tr> <tr> <td>4-Wide</td> <td>36-48 (4" incr.)</td> <td>78-84</td> <td>13-24</td> <td colspan="2" style="text-align:center;">68534</td> </tr> </tbody> </table>		W:	H:	D:	MODEL #		LH	RH	1-Wide	13-16 (1" incr.)	78-84	13-24	68531	68731	2-Wide	18-30 (2" incr.)	78-84	13-24	68532	68732	3-Wide	27-45 (3" incr.)	78-84	13-24	68533		4-Wide	36-48 (4" incr.)	78-84	13-24	68534		<table border="1" style="width:100%; border-collapse: collapse; font-size:small;"> <thead> <tr> <th rowspan="2"></th> <th rowspan="2">W:</th> <th rowspan="2">H:</th> <th rowspan="2">D:</th> <th colspan="2">MODEL #</th> </tr> <tr> <th>LH</th> <th>RH</th> </tr> </thead> <tbody> <tr> <td>1-Wide</td> <td>13-16 (1" incr.)</td> <td>78-84</td> <td>13-24</td> <td>71321</td> <td>71121</td> </tr> <tr> <td>2-Wide</td> <td>18-30 (2" incr.)</td> <td>78-84</td> <td>13-24</td> <td>71322</td> <td>71122</td> </tr> <tr> <td>3-Wide</td> <td>27-45 (3" incr.)</td> <td>78-84</td> <td>13-24</td> <td>71323</td> <td>71123</td> </tr> <tr> <td>4-Wide</td> <td>36-48 (4" incr.)</td> <td>78-84</td> <td>13-24</td> <td>71324</td> <td>71124</td> </tr> </tbody> </table>		W:	H:	D:	MODEL #		LH	RH	1-Wide	13-16 (1" incr.)	78-84	13-24	71321	71121	2-Wide	18-30 (2" incr.)	78-84	13-24	71322	71122	3-Wide	27-45 (3" incr.)	78-84	13-24	71323	71123	4-Wide	36-48 (4" incr.)	78-84	13-24	71324	71124
	W:	H:	D:	MODEL #																																																																																							
1-Wide	13-16 (1" incr.)	78-84	13-24	62531																																																																																							
2-Wide	18-30 (2" incr.)	78-84	13-24	62532																																																																																							
3-Wide	27-45 (3" incr.)	78-84	13-24	62533																																																																																							
4-Wide	36-48 (4" incr.)	78-84	13-24	62534																																																																																							
	W:	H:	D:	MODEL #																																																																																							
				LH	RH																																																																																						
1-Wide	13-16 (1" incr.)	78-84	13-24	68531	68731																																																																																						
2-Wide	18-30 (2" incr.)	78-84	13-24	68532	68732																																																																																						
3-Wide	27-45 (3" incr.)	78-84	13-24	68533																																																																																							
4-Wide	36-48 (4" incr.)	78-84	13-24	68534																																																																																							
	W:	H:	D:	MODEL #																																																																																							
				LH	RH																																																																																						
1-Wide	13-16 (1" incr.)	78-84	13-24	71321	71121																																																																																						
2-Wide	18-30 (2" incr.)	78-84	13-24	71322	71122																																																																																						
3-Wide	27-45 (3" incr.)	78-84	13-24	71323	71123																																																																																						
4-Wide	36-48 (4" incr.)	78-84	13-24	71324	71124																																																																																						

- Upper & Lower Compartments: Height Fixed Equally
- Locker Compartments: Height Floats

CLASSROOM



Units Pictured Are Listed in Bold.

	W:	H:	D:	MODEL #
1-Wide	13-16 (1" incr.)	59-84	13-24	62121
2-Wide	12-30 (2" incr.)	59-84	13-24	62122
3-Wide	18-45 (3" incr.)	59-84	13-24	62123
4-Wide	24-48 (4" incr.)	59-84	13-24	62124

CORRIDOR

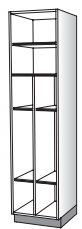
5-KNUCKLE HINGE ONLY



Units Pictured Are Listed in Bold.

	W:	H:	D:	MODEL #	
				LH	RH
1-Wide	13-16 (1" incr.)	59-84	13-24	71241	71041
2-Wide	18-30 (2" incr.)	59-84	13-24	71242	71042
3-Wide	27-45 (3" incr.)	59-84	13-24	71243	71043
4-Wide	36-48 (4" incr.)	59-84	13-24	71244	71044

CLASSROOM



Units Pictured Are Listed in Bold.

	W:	H:	D:	MODEL #
1-Wide	13-16 (1" incr.)	78-84	13-24	62541
2-Wide	18-30 (2" incr.)	78-84	13-24	62542
3-Wide	27-45 (3" incr.)	78-84	13-24	62543
4-Wide	36-48 (4" incr.)	78-84	13-24	62544

STORAGE

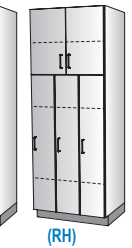


Units Pictured Are Listed in Bold.

	W:	H:	D:	MODEL #	
				LH	RH
1-Wide	13-16 (1" incr.)	78-84	13-24	68541	68741
2-Wide	18-30 (2" incr.)	78-84	13-24	68542	68742
3-Wide	27-45 (3" incr.)	78-84	13-24	68543	
4-Wide	36-48 (4" incr.)	78-84	13-24	68544	

CORRIDOR

5-KNUCKLE HINGE ONLY



Units Pictured Are Listed in Bold.



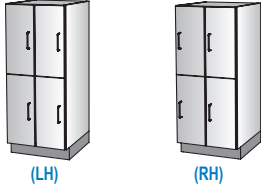
	W:	H:	D:	MODEL #	
				LH	RH
1-Wide	13-16 (1" incr.)	78-84	13-24	71341	71141
2-Wide	18-30 (2" incr.)	78-84	13-24	71342	71142
3-Wide	27-45 (3" incr.)	78-84	13-24	71343	71143
4-Wide	36-48 (4" incr.)	78-84	13-24	71344	71144

LOCKERS – EDUCATION


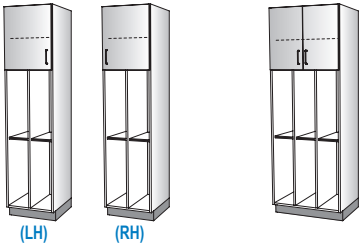
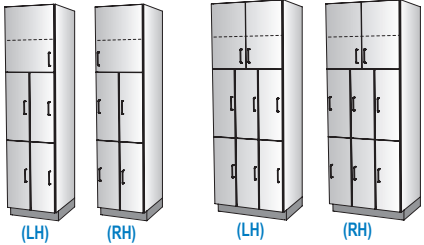
Flat Top



- (2) Locker Compartments: Height Floats Equally

CLASSROOM	STACKER	CORRIDOR																																																																																		
 <p><i>Units Pictured Are Listed in Bold.</i></p> <table border="1"> <thead> <tr> <th></th> <th>W:</th> <th>H:</th> <th>D:</th> <th>MODEL #</th> </tr> </thead> <tbody> <tr> <td>1-Wide</td> <td>13-16 (1" incr.)</td> <td>29-84</td> <td>13-24</td> <td>62041</td> </tr> <tr> <td>2-Wide</td> <td>12-30 (2" incr.)</td> <td>29-84</td> <td>13-24</td> <td>62042</td> </tr> <tr> <td>3-Wide</td> <td>18-45 (3" incr.)</td> <td>29-84</td> <td>13-24</td> <td>62043</td> </tr> <tr> <td>4-Wide</td> <td>24-48 (4" incr.)</td> <td>29-84</td> <td>13-24</td> <td>62044</td> </tr> </tbody> </table>		W:	H:	D:	MODEL #	1-Wide	13-16 (1" incr.)	29-84	13-24	62041	2-Wide	12-30 (2" incr.)	29-84	13-24	62042	3-Wide	18-45 (3" incr.)	29-84	13-24	62043	4-Wide	24-48 (4" incr.)	29-84	13-24	62044	 <p><i>See Bench Section for Stacker Base Options.</i></p> <p><i>Units Pictured Are Listed in Bold.</i></p> <table border="1"> <thead> <tr> <th></th> <th>W:</th> <th>H:</th> <th>D:</th> <th>MODEL #</th> </tr> </thead> <tbody> <tr> <td>1-Wide</td> <td>13-16 (1" incr.)</td> <td>48-67</td> <td>13-24</td> <td>61824</td> </tr> <tr> <td>2-Wide</td> <td>12-30 (2" incr.)</td> <td>48-67</td> <td>13-24</td> <td>61825</td> </tr> <tr> <td>3-Wide</td> <td>18-45 (3" incr.)</td> <td>48-67</td> <td>13-24</td> <td>61826</td> </tr> <tr> <td>4-Wide</td> <td>24-48 (4" incr.)</td> <td>48-67</td> <td>13-24</td> <td>61827</td> </tr> </tbody> </table>		W:	H:	D:	MODEL #	1-Wide	13-16 (1" incr.)	48-67	13-24	61824	2-Wide	12-30 (2" incr.)	48-67	13-24	61825	3-Wide	18-45 (3" incr.)	48-67	13-24	61826	4-Wide	24-48 (4" incr.)	48-67	13-24	61827	<p>5-KNUCKLE HINGE ONLY</p>  <p><i>Units Pictured Are Listed in Bold.</i></p> <table border="1"> <thead> <tr> <th rowspan="2"></th> <th rowspan="2">W:</th> <th rowspan="2">H:</th> <th rowspan="2">D:</th> <th colspan="2">MODEL #</th> </tr> <tr> <th>LH</th> <th>RH</th> </tr> </thead> <tbody> <tr> <td>1-Wide</td> <td>13-16 (1" incr.)</td> <td>49-84</td> <td>13-24</td> <td>71251</td> <td>71051</td> </tr> <tr> <td>2-Wide</td> <td>18-30 (2" incr.)</td> <td>49-84</td> <td>13-24</td> <td>71252</td> <td>71052</td> </tr> <tr> <td>3-Wide</td> <td>27-45 (3" incr.)</td> <td>49-84</td> <td>13-24</td> <td>71253</td> <td>71053</td> </tr> <tr> <td>4-Wide</td> <td>36-48 (4" incr.)</td> <td>49-84</td> <td>13-24</td> <td>71254</td> <td>71054</td> </tr> </tbody> </table>		W:	H:	D:	MODEL #		LH	RH	1-Wide	13-16 (1" incr.)	49-84	13-24	71251	71051	2-Wide	18-30 (2" incr.)	49-84	13-24	71252	71052	3-Wide	27-45 (3" incr.)	49-84	13-24	71253	71053	4-Wide	36-48 (4" incr.)	49-84	13-24	71254	71054
	W:	H:	D:	MODEL #																																																																																
1-Wide	13-16 (1" incr.)	29-84	13-24	62041																																																																																
2-Wide	12-30 (2" incr.)	29-84	13-24	62042																																																																																
3-Wide	18-45 (3" incr.)	29-84	13-24	62043																																																																																
4-Wide	24-48 (4" incr.)	29-84	13-24	62044																																																																																
	W:	H:	D:	MODEL #																																																																																
1-Wide	13-16 (1" incr.)	48-67	13-24	61824																																																																																
2-Wide	12-30 (2" incr.)	48-67	13-24	61825																																																																																
3-Wide	18-45 (3" incr.)	48-67	13-24	61826																																																																																
4-Wide	24-48 (4" incr.)	48-67	13-24	61827																																																																																
	W:	H:	D:	MODEL #																																																																																
				LH	RH																																																																															
1-Wide	13-16 (1" incr.)	49-84	13-24	71251	71051																																																																															
2-Wide	18-30 (2" incr.)	49-84	13-24	71252	71052																																																																															
3-Wide	27-45 (3" incr.)	49-84	13-24	71253	71053																																																																															
4-Wide	36-48 (4" incr.)	49-84	13-24	71254	71054																																																																															

- Upper Storage Compartment: Height Fixed Unless Other Compartment Heights Are Customized
- (2) Locker Compartments: Height Floats Unless Upper Storage Compartment Height is Customized

CLASSROOM	STORAGE	CORRIDOR																																																																																									
 <p><i>Units Pictured Are Listed in Bold.</i></p> <table border="1"> <thead> <tr> <th></th> <th>W:</th> <th>H:</th> <th>D:</th> <th>MODEL #</th> </tr> </thead> <tbody> <tr> <td>1-Wide</td> <td>13-16 (1" incr.)</td> <td>78-84</td> <td>13-24</td> <td>62551</td> </tr> <tr> <td>2-Wide</td> <td>18-30 (2" incr.)</td> <td>78-84</td> <td>13-24</td> <td>62552</td> </tr> <tr> <td>3-Wide</td> <td>27-45 (3" incr.)</td> <td>78-84</td> <td>13-24</td> <td>62553</td> </tr> <tr> <td>4-Wide</td> <td>36-48 (4" incr.)</td> <td>78-84</td> <td>13-24</td> <td>62554</td> </tr> </tbody> </table>		W:	H:	D:	MODEL #	1-Wide	13-16 (1" incr.)	78-84	13-24	62551	2-Wide	18-30 (2" incr.)	78-84	13-24	62552	3-Wide	27-45 (3" incr.)	78-84	13-24	62553	4-Wide	36-48 (4" incr.)	78-84	13-24	62554	 <p><i>Units Pictured Are Listed in Bold.</i></p> <table border="1"> <thead> <tr> <th rowspan="2"></th> <th rowspan="2">W:</th> <th rowspan="2">H:</th> <th rowspan="2">D:</th> <th colspan="2">MODEL #</th> </tr> <tr> <th>LH</th> <th>RH</th> </tr> </thead> <tbody> <tr> <td>1-Wide</td> <td>13-16 (1" incr.)</td> <td>78-84</td> <td>13-24</td> <td>68551</td> <td>68751</td> </tr> <tr> <td>2-Wide</td> <td>18-30 (2" incr.)</td> <td>78-84</td> <td>13-24</td> <td>68552</td> <td>68752</td> </tr> <tr> <td>3-Wide</td> <td>27-45 (3" incr.)</td> <td>78-84</td> <td>13-24</td> <td>68553</td> <td></td> </tr> <tr> <td>4-Wide</td> <td>36-48 (4" incr.)</td> <td>78-84</td> <td>13-24</td> <td>68554</td> <td></td> </tr> </tbody> </table>		W:	H:	D:	MODEL #		LH	RH	1-Wide	13-16 (1" incr.)	78-84	13-24	68551	68751	2-Wide	18-30 (2" incr.)	78-84	13-24	68552	68752	3-Wide	27-45 (3" incr.)	78-84	13-24	68553		4-Wide	36-48 (4" incr.)	78-84	13-24	68554		<p>5-KNUCKLE HINGE ONLY</p>  <p><i>Units Pictured Are Listed in Bold.</i></p> <table border="1"> <thead> <tr> <th rowspan="2"></th> <th rowspan="2">W:</th> <th rowspan="2">H:</th> <th rowspan="2">D:</th> <th colspan="2">MODEL #</th> </tr> <tr> <th>LH</th> <th>RH</th> </tr> </thead> <tbody> <tr> <td>1-Wide</td> <td>13-16 (1" incr.)</td> <td>78-84</td> <td>13-24</td> <td>71351</td> <td>71151</td> </tr> <tr> <td>2-Wide</td> <td>18-30 (2" incr.)</td> <td>78-84</td> <td>13-24</td> <td>71352</td> <td>71152</td> </tr> <tr> <td>3-Wide</td> <td>27-45 (3" incr.)</td> <td>78-84</td> <td>13-24</td> <td>71353</td> <td>71153</td> </tr> <tr> <td>4-Wide</td> <td>36-48 (4" incr.)</td> <td>78-84</td> <td>13-24</td> <td>71354</td> <td>71154</td> </tr> </tbody> </table>		W:	H:	D:	MODEL #		LH	RH	1-Wide	13-16 (1" incr.)	78-84	13-24	71351	71151	2-Wide	18-30 (2" incr.)	78-84	13-24	71352	71152	3-Wide	27-45 (3" incr.)	78-84	13-24	71353	71153	4-Wide	36-48 (4" incr.)	78-84	13-24	71354	71154
	W:	H:	D:	MODEL #																																																																																							
1-Wide	13-16 (1" incr.)	78-84	13-24	62551																																																																																							
2-Wide	18-30 (2" incr.)	78-84	13-24	62552																																																																																							
3-Wide	27-45 (3" incr.)	78-84	13-24	62553																																																																																							
4-Wide	36-48 (4" incr.)	78-84	13-24	62554																																																																																							
	W:	H:	D:	MODEL #																																																																																							
				LH	RH																																																																																						
1-Wide	13-16 (1" incr.)	78-84	13-24	68551	68751																																																																																						
2-Wide	18-30 (2" incr.)	78-84	13-24	68552	68752																																																																																						
3-Wide	27-45 (3" incr.)	78-84	13-24	68553																																																																																							
4-Wide	36-48 (4" incr.)	78-84	13-24	68554																																																																																							
	W:	H:	D:	MODEL #																																																																																							
				LH	RH																																																																																						
1-Wide	13-16 (1" incr.)	78-84	13-24	71351	71151																																																																																						
2-Wide	18-30 (2" incr.)	78-84	13-24	71352	71152																																																																																						
3-Wide	27-45 (3" incr.)	78-84	13-24	71353	71153																																																																																						
4-Wide	36-48 (4" incr.)	78-84	13-24	71354	71154																																																																																						

• (3) Locker Compartments: Height Floats Equally

CLASSROOM



Units Pictured Are Listed in Bold.

	W:	H:	D:	MODEL #
1-Wide	13-16 (1" incr.)	49-84	13-24	62281
2-Wide	12-30 (2" incr.)	49-84	13-24	62282
3-Wide	18-45 (3" incr.)	49-84	13-24	62283
4-Wide	24-48 (4" incr.)	49-84	13-24	62284

STACKER



See Bench Section for Stacker Base Options.

Units Pictured Are Listed in Bold.

	W:	H:	D:	MODEL #
1-Wide	13-16 (1" incr.)	48-67	13-24	61828
2-Wide	12-30 (2" incr.)	48-67	13-24	61829
3-Wide	18-45 (3" incr.)	48-67	13-24	61830
4-Wide	24-48 (4" incr.)	48-67	13-24	61831

CORRIDOR

5-KNUCKLE HINGE ONLY



(LH)



(RH)

Units Pictured Are Listed in Bold.

	W:	H:	D:	MODEL #	
				LH	RH
1-Wide	13-16 (1" incr.)	59-84	13-24	71261	71061
2-Wide	18-30 (2" incr.)	59-84	13-24	71262	71062
3-Wide	27-45 (3" incr.)	59-84	13-24	71263	71063
4-Wide	36-48 (4" incr.)	59-84	13-24	71264	71064

• (4) Locker Compartments: Height Floats Equally

CLASSROOM



Units Pictured Are Listed in Bold.

	W:	H:	D:	MODEL #
1-Wide	13-16 (1" incr.)	59-84	13-24	62291
2-Wide	12-30 (2" incr.)	59-84	13-24	62292
3-Wide	18-45 (3" incr.)	59-84	13-24	62293
4-Wide	24-48 (4" incr.)	59-84	13-24	62294

STACKER



See Bench Section for Stacker Base Options.

Units Pictured Are Listed in Bold.

	W:	H:	D:	MODEL #
1-Wide	13-16 (1" incr.)	48-67	13-24	61832
2-Wide	12-30 (2" incr.)	48-67	13-24	61833
3-Wide	18-45 (3" incr.)	48-67	13-24	61834
4-Wide	24-48 (4" incr.)	48-67	13-24	61835

CORRIDOR

5-KNUCKLE HINGE ONLY



(LH)



(RH)

Units Pictured Are Listed in Bold.

	W:	H:	D:	MODEL #	
				LH	RH
1-Wide	13-16 (1" incr.)	72-84	13-24	71271	71071
2-Wide	18-30 (2" incr.)	72-84	13-24	71272	71072
3-Wide	27-45 (3" incr.)	72-84	13-24	71273	71073
4-Wide	36-48 (4" incr.)	72-84	13-24	71274	71074

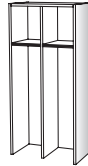
LOCKERS – EDUCATION

Flat Top / Wall Hung



- Upper Compartments: Height Fixed
- Bottomless Locker Compartments: Height Floats

SQUARE



Can Also Be Used as a Stacker.
See Bench Section for
Stacker Base Options.

Units Pictured Are Listed in Bold.

	W:	H:	D:	MODEL #
1-Wide	13-16 (1" incr.)	36-72	13-18	61881
2-Wide	12-30 (2" incr.)	36-72	13-18	61882
3-Wide	18-45 (3" incr.)	36-72	13-18	61883
4-Wide	24-48 (4" incr.)	36-72	13-18	61884

RADIUS



Units Pictured Are Listed in Bold.

	W:	H:	D:	MODEL #	SQUARE END MODELS	
					Left	Right
1-Wide	13-16 (1" incr.)	36-72	13-18	61781	61761	61771
2-Wide	12-30 (2" incr.)	36-72	13-18	61782	61762	61772
3-Wide	18-45 (3" incr.)	36-72	13-18	61783	61763	61773
4-Wide	24-48 (4" incr.)	36-72	13-18	61784	61764	61774

- Double Upper Compartments: Height Fixed Equally
- Bottomless Locker Compartments: Height Floats

SQUARE



Can Also Be Used as a Stacker.
See Bench Section for
Stacker Base Options.

Units Pictured Are Listed in Bold.

	W:	H:	D:	MODEL #
1-Wide	13-16 (1" incr.)	48-72	13-18	61891
2-Wide	12-30 (2" incr.)	48-72	13-18	61892
3-Wide	18-45 (3" incr.)	48-72	13-18	61893
4-Wide	24-48 (4" incr.)	48-72	13-18	61894

RADIUS



Units Pictured Are Listed in Bold.

	W:	H:	D:	MODEL #	SQUARE END MODELS	
					Left	Right
1-Wide	13-16 (1" incr.)	48-72	13-18	61791	61801	61811
2-Wide	12-30 (2" incr.)	48-72	13-18	61792	61802	61812
3-Wide	18-45 (3" incr.)	48-72	13-18	61793	61803	61813
4-Wide	24-48 (4" incr.)	48-72	13-18	61794	61804	61814

• Open Compartments	• Double Open Compartments: Height Fixed Equally
OPEN	OPEN



Units Pictured Are Listed in Bold.

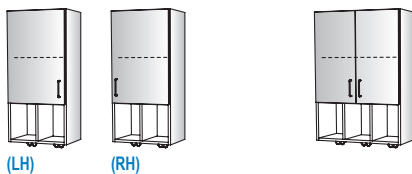
	W:	H:	D:	MODEL #
2-Wide	18-30 (2" incr.)	13	13-18	62812
3-Wide	27-45 (3" incr.)	13	13-18	62813
4-Wide	36-48 (4" incr.)	13	13-18	62814



Units Pictured Are Listed in Bold.

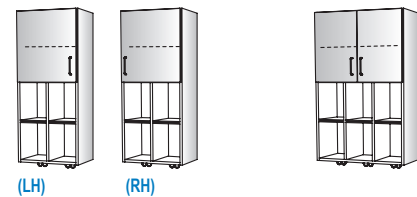
	W:	H:	D:	MODEL #
2-Wide	18-30 (2" incr.)	26	13-18	62822
3-Wide	27-45 (3" incr.)	26	13-18	62823
4-Wide	36-48 (4" incr.)	26	13-18	62824

• Upper Storage Compartment: Height Floats • Open Compartments: Height Fixed	• Upper Storage Compartment: Height Floats • Double Open Compartments: Height Fixed Equally
STORAGE	STORAGE



Units Pictured Are Listed in Bold.

	W:	H:	D:	MODEL #	
				LH	RH
2-Wide	18-30 (2" incr.)	42, 47	13-18	68852	68952
3-Wide	27-45 (3" incr.)	42, 47	13-18	68853	
4-Wide	36-48 (4" incr.)	42, 47	13-18	68854	



Units Pictured Are Listed in Bold.

	W:	H:	D:	MODEL #	
				LH	RH
2-Wide	18-30 (2" incr.)	42, 47	13-18	68872	68972
3-Wide	27-45 (3" incr.)	42, 47	13-18	68873	
4-Wide	36-48 (4" incr.)	42, 47	13-18	68874	

LOCKERS – EDUCATION

Flat Top

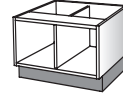


- Pack Cube
- Adj. Shelf Quantity Varies

- Bench

OPEN - PACK CUBE

OPEN - BENCH



*Top Not Included —
See Countertops Section for
Countertop Options.*

Units Pictured Are Listed in Bold.


	W:	H:	D:	MODEL #
2-Wide	12-30 (2" incr.)	29-84	13-24	62362
3-Wide	18-45 (3" incr.)	29-84	13-24	62363

Units Pictured Are Listed in Bold.

	W:	H:	D:	MODEL #
1-Wide	13-16 (1" incr.)	17-20	18-24	61900
2-Wide	12-30 (2" incr.)	17-20	18-24	61901
3-Wide	18-45 (3" incr.)	17-20	18-24	61902
4-Wide	24-48 (4" incr.)	17-20	18-24	61903

• Full Height Locker Compartments

CLASSROOM



Units Pictured Are Listed in Bold.

	W:	H:	D:	MODEL #
1-Wide	13-16 (1" incr.)	29-72	13-24	65071
2-Wide	12-30 (2" incr.)	29-72	13-24	65072
3-Wide	18-45 (3" incr.)	29-72	13-24	65073
4-Wide	24-48 (4" incr.)	29-72	13-24	65074
5-Wide	30-45 (5" incr.)	29-72	13-24	65075

STACKER



See Bench Section for Stacker Base Options.

Units Pictured Are Listed in Bold.

	W:	H:	D:	MODEL #
1-Wide	13-16 (1" incr.)	48-67	13-24	61951
2-Wide	12-30 (2" incr.)	48-67	13-24	61952
3-Wide	18-45 (3" incr.)	48-67	13-24	61953
4-Wide	24-48 (4" incr.)	48-67	13-24	61954

CORRIDOR

5-KNUCKLE HINGE ONLY




Units Pictured Are Listed in Bold.

	W:	H:	D:	MODEL #	
				LH	RH
1-Wide	13-16 (1" incr.)	29-72	13-24	71911	71901
2-Wide	18-30 (2" incr.)	29-72	13-24	71912	71902
3-Wide	27-45 (3" incr.)	29-72	13-24	71913	71903
4-Wide	36-48 (4" incr.)	29-72	13-24	71914	71904

- Upper Storage Compartment: Height Fixed Unless Other Compartment Heights Are Customized
- Full Height Locker Compartments: Height Floats Unless Upper Storage Compartment Height is Customized

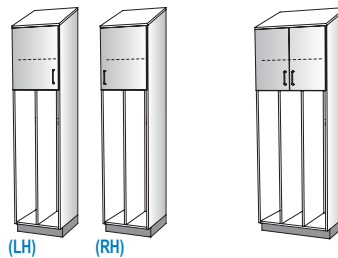
CLASSROOM



Units Pictured Are Listed in Bold.

	W:	H:	D:	MODEL #
1-Wide	13-16 (1" incr.)	78-84	13-24	65571
2-Wide	18-30 (2" incr.)	78-84	13-24	65572
3-Wide	27-45 (3" incr.)	78-84	13-24	65573
4-Wide	36-48 (4" incr.)	78-84	13-24	65574

STORAGE





Units Pictured Are Listed in Bold.

	W:	H:	D:	MODEL #	
				LH	RH
1-Wide	13-16 (1" incr.)	78-84	13-24	69761	69771
2-Wide	18-30 (2" incr.)	78-84	13-24	69762	69772
3-Wide	27-45 (3" incr.)	78-84	13-24	69763	
4-Wide	36-48 (4" incr.)	78-84	13-24	69764	

CORRIDOR

5-KNUCKLE HINGE ONLY



Units Pictured Are Listed in Bold.

	W:	H:	D:	MODEL #	
				LH	RH
1-Wide	13-16 (1" incr.)	78-84	13-24	71931	71921
2-Wide	18-30 (2" incr.)	78-84	13-24	71932	71922
3-Wide	27-45 (3" incr.)	78-84	13-24	71933	71923
4-Wide	36-48 (4" incr.)	78-84	13-24	71934	71924

LOCKERS – EDUCATION

Slope Top



- Locker Compartments: Height Floats
- Lower Compartments: Height Fixed

CLASSROOM



Units Pictured Are Listed in Bold.

	W:	H:	D:	MODEL #
1-Wide	13-16 (1" incr.)	49-84	13-24	65011
2-Wide	12-30 (2" incr.)	49-84	13-24	65012
3-Wide	18-45 (3" incr.)	49-84	13-24	65013
4-Wide	24-48 (4" incr.)	49-84	13-24	65014
5-Wide	30-45 (5" incr.)	49-84	13-24	65015

CORRIDOR

5-KNUCKLE HINGE ONLY



(LH)



(RH)

Units Pictured Are Listed in Bold.

	W:	H:	D:	MODEL #	
				LH	RH
1-Wide	13-16 (1" incr.)	49-84	13-24	71621	71421
2-Wide	18-30 (2" incr.)	49-84	13-24	71622	71422
3-Wide	27-45 (3" incr.)	49-84	13-24	71623	71423
4-Wide	36-48 (4" incr.)	49-84	13-24	71624	71424

- Upper Storage Compartment: Height Fixed Unless Other Compartment Heights Are Customized
- Locker Compartments: Height Floats Unless Upper Storage Compartment Height is Customized
- Lower Compartments: Height Fixed

CLASSROOM



Units Pictured Are Listed in Bold.

	W:	H:	D:	MODEL #
1-Wide	13-16 (1" incr.)	78-84	13-24	65581
2-Wide	18-30 (2" incr.)	78-84	13-24	65582
3-Wide	27-45 (3" incr.)	78-84	13-24	65583
4-Wide	36-48 (4" incr.)	78-84	13-24	65584


STORAGE



(LH)



(RH)



Units Pictured Are Listed in Bold.

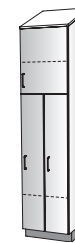
	W:	H:	D:	MODEL #	
				LH	RH
1-Wide	13-16 (1" incr.)	78-84	13-24	69781	69791
2-Wide	18-30 (2" incr.)	78-84	13-24	69782	69792
3-Wide	27-45 (3" incr.)	78-84	13-24	69783	
4-Wide	36-48 (4" incr.)	78-84	13-24	69784	

CORRIDOR

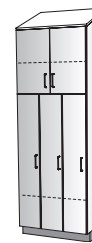
5-KNUCKLE HINGE ONLY



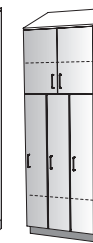
(LH)



(RH)



(LH)



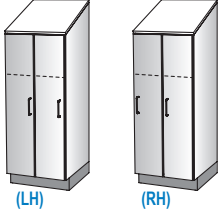


(RH)


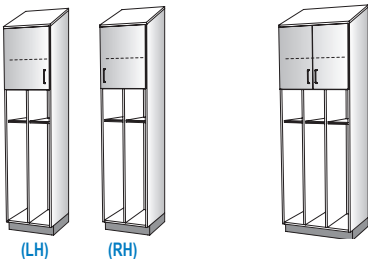
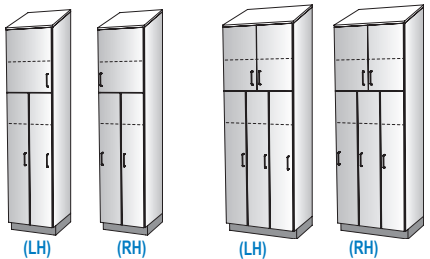
Units Pictured Are Listed in Bold.

	W:	H:	D:	MODEL #	
				LH	RH
1-Wide	13-16 (1" incr.)	78-84	13-24	71981	71991
2-Wide	18-30 (2" incr.)	78-84	13-24	71982	71992
3-Wide	27-45 (3" incr.)	78-84	13-24	71983	71993
4-Wide	36-48 (4" incr.)	78-84	13-24	71984	71994

- Upper Compartments: Height Fixed
- Locker Compartments: Height Floats

CLASSROOM	STACKER	CORRIDOR																																																																																							
 <p><i>Units Pictured Are Listed in Bold.</i></p> <table border="1" style="width:100%; border-collapse: collapse;"> <thead> <tr> <th></th> <th>W:</th> <th>H:</th> <th>D:</th> <th>MODEL #</th> </tr> </thead> <tbody> <tr> <td>1-Wide</td> <td>13-16 (1" incr.)</td> <td>49-84</td> <td>13-24</td> <td>65031</td> </tr> <tr> <td>2-Wide</td> <td>12-30 (2" incr.)</td> <td>49-84</td> <td>13-24</td> <td>65032</td> </tr> <tr> <td>3-Wide</td> <td>18-45 (3" incr.)</td> <td>49-84</td> <td>13-24</td> <td>65033</td> </tr> <tr> <td>4-Wide</td> <td>24-48 (4" incr.)</td> <td>49-84</td> <td>13-24</td> <td>65034</td> </tr> <tr> <td>5-Wide</td> <td>30-45 (5" incr.)</td> <td>49-84</td> <td>13-24</td> <td>65035</td> </tr> </tbody> </table>		W:	H:	D:	MODEL #	1-Wide	13-16 (1" incr.)	49-84	13-24	65031	2-Wide	12-30 (2" incr.)	49-84	13-24	65032	3-Wide	18-45 (3" incr.)	49-84	13-24	65033	4-Wide	24-48 (4" incr.)	49-84	13-24	65034	5-Wide	30-45 (5" incr.)	49-84	13-24	65035	 <p><i>See Bench Section for Stacker Base Options.</i></p> <p><i>Units Pictured Are Listed in Bold.</i></p> <table border="1" style="width:100%; border-collapse: collapse;"> <thead> <tr> <th></th> <th>W:</th> <th>H:</th> <th>D:</th> <th>MODEL #</th> </tr> </thead> <tbody> <tr> <td>1-Wide</td> <td>13-16 (1" incr.)</td> <td>48-67</td> <td>13-24</td> <td>61920</td> </tr> <tr> <td>2-Wide</td> <td>12-30 (2" incr.)</td> <td>48-67</td> <td>13-24</td> <td>61921</td> </tr> <tr> <td>3-Wide</td> <td>18-45 (3" incr.)</td> <td>48-67</td> <td>13-24</td> <td>61922</td> </tr> <tr> <td>4-Wide</td> <td>24-48 (4" incr.)</td> <td>48-67</td> <td>13-24</td> <td>61923</td> </tr> </tbody> </table>		W:	H:	D:	MODEL #	1-Wide	13-16 (1" incr.)	48-67	13-24	61920	2-Wide	12-30 (2" incr.)	48-67	13-24	61921	3-Wide	18-45 (3" incr.)	48-67	13-24	61922	4-Wide	24-48 (4" incr.)	48-67	13-24	61923	<p>5-KNUCKLE HINGE ONLY</p>  <p><i>Units Pictured Are Listed in Bold.</i></p> <table border="1" style="width:100%; border-collapse: collapse;"> <thead> <tr> <th rowspan="2"></th> <th rowspan="2">W:</th> <th rowspan="2">H:</th> <th rowspan="2">D:</th> <th colspan="2">MODEL #</th> </tr> <tr> <th>LH</th> <th>RH</th> </tr> </thead> <tbody> <tr> <td>1-Wide</td> <td>13-16 (1" incr.)</td> <td>49-84</td> <td>13-24</td> <td>71631</td> <td>71431</td> </tr> <tr> <td>2-Wide</td> <td>18-30 (2" incr.)</td> <td>49-84</td> <td>13-24</td> <td>71632</td> <td>71432</td> </tr> <tr> <td>3-Wide</td> <td>27-45 (3" incr.)</td> <td>49-84</td> <td>13-24</td> <td>71633</td> <td>71433</td> </tr> <tr> <td>4-Wide</td> <td>36-48 (4" incr.)</td> <td>49-84</td> <td>13-24</td> <td>71634</td> <td>71434</td> </tr> </tbody> </table>		W:	H:	D:	MODEL #		LH	RH	1-Wide	13-16 (1" incr.)	49-84	13-24	71631	71431	2-Wide	18-30 (2" incr.)	49-84	13-24	71632	71432	3-Wide	27-45 (3" incr.)	49-84	13-24	71633	71433	4-Wide	36-48 (4" incr.)	49-84	13-24	71634	71434
	W:	H:	D:	MODEL #																																																																																					
1-Wide	13-16 (1" incr.)	49-84	13-24	65031																																																																																					
2-Wide	12-30 (2" incr.)	49-84	13-24	65032																																																																																					
3-Wide	18-45 (3" incr.)	49-84	13-24	65033																																																																																					
4-Wide	24-48 (4" incr.)	49-84	13-24	65034																																																																																					
5-Wide	30-45 (5" incr.)	49-84	13-24	65035																																																																																					
	W:	H:	D:	MODEL #																																																																																					
1-Wide	13-16 (1" incr.)	48-67	13-24	61920																																																																																					
2-Wide	12-30 (2" incr.)	48-67	13-24	61921																																																																																					
3-Wide	18-45 (3" incr.)	48-67	13-24	61922																																																																																					
4-Wide	24-48 (4" incr.)	48-67	13-24	61923																																																																																					
	W:	H:	D:	MODEL #																																																																																					
				LH	RH																																																																																				
1-Wide	13-16 (1" incr.)	49-84	13-24	71631	71431																																																																																				
2-Wide	18-30 (2" incr.)	49-84	13-24	71632	71432																																																																																				
3-Wide	27-45 (3" incr.)	49-84	13-24	71633	71433																																																																																				
4-Wide	36-48 (4" incr.)	49-84	13-24	71634	71434																																																																																				

- Upper Storage Compartment: Height Fixed Unless Other Compartment Heights Are Customized
- Upper Compartments: Height Fixed
- Locker Compartments: Height Floats Unless Upper Storage Compartment Height is Customized

CLASSROOM	STORAGE	CORRIDOR																																																																																									
 <p><i>Units Pictured Are Listed in Bold.</i></p> <table border="1" style="width:100%; border-collapse: collapse;"> <thead> <tr> <th></th> <th>W:</th> <th>H:</th> <th>D:</th> <th>MODEL #</th> </tr> </thead> <tbody> <tr> <td>1-Wide</td> <td>13-16 (1" incr.)</td> <td>78-84</td> <td>13-24</td> <td>65521</td> </tr> <tr> <td>2-Wide</td> <td>18-30 (2" incr.)</td> <td>78-84</td> <td>13-24</td> <td>65522</td> </tr> <tr> <td>3-Wide</td> <td>27-45 (3" incr.)</td> <td>78-84</td> <td>13-24</td> <td>65523</td> </tr> <tr> <td>4-Wide</td> <td>36-48 (4" incr.)</td> <td>78-84</td> <td>13-24</td> <td>65524</td> </tr> </tbody> </table>		W:	H:	D:	MODEL #	1-Wide	13-16 (1" incr.)	78-84	13-24	65521	2-Wide	18-30 (2" incr.)	78-84	13-24	65522	3-Wide	27-45 (3" incr.)	78-84	13-24	65523	4-Wide	36-48 (4" incr.)	78-84	13-24	65524	<p>5-KNUCKLE HINGE ONLY</p>  <p><i>Units Pictured Are Listed in Bold.</i></p> <table border="1" style="width:100%; border-collapse: collapse;"> <thead> <tr> <th rowspan="2"></th> <th rowspan="2">W:</th> <th rowspan="2">H:</th> <th rowspan="2">D:</th> <th colspan="2">MODEL #</th> </tr> <tr> <th>LH</th> <th>RH</th> </tr> </thead> <tbody> <tr> <td>1-Wide</td> <td>13-16 (1" incr.)</td> <td>78-84</td> <td>13-24</td> <td>69521</td> <td>69721</td> </tr> <tr> <td>2-Wide</td> <td>18-30 (2" incr.)</td> <td>78-84</td> <td>13-24</td> <td>69522</td> <td>69722</td> </tr> <tr> <td>3-Wide</td> <td>27-45 (3" incr.)</td> <td>78-84</td> <td>13-24</td> <td>69523</td> <td></td> </tr> <tr> <td>4-Wide</td> <td>36-48 (4" incr.)</td> <td>78-84</td> <td>13-24</td> <td>69524</td> <td></td> </tr> </tbody> </table>		W:	H:	D:	MODEL #		LH	RH	1-Wide	13-16 (1" incr.)	78-84	13-24	69521	69721	2-Wide	18-30 (2" incr.)	78-84	13-24	69522	69722	3-Wide	27-45 (3" incr.)	78-84	13-24	69523		4-Wide	36-48 (4" incr.)	78-84	13-24	69524		<p>5-KNUCKLE HINGE ONLY</p>  <p><i>Units Pictured Are Listed in Bold.</i></p> <table border="1" style="width:100%; border-collapse: collapse;"> <thead> <tr> <th rowspan="2"></th> <th rowspan="2">W:</th> <th rowspan="2">H:</th> <th rowspan="2">D:</th> <th colspan="2">MODEL #</th> </tr> <tr> <th>LH</th> <th>RH</th> </tr> </thead> <tbody> <tr> <td>1-Wide</td> <td>13-16 (1" incr.)</td> <td>78-84</td> <td>13-24</td> <td>71731</td> <td>71531</td> </tr> <tr> <td>2-Wide</td> <td>18-30 (2" incr.)</td> <td>78-84</td> <td>13-24</td> <td>71732</td> <td>71532</td> </tr> <tr> <td>3-Wide</td> <td>27-45 (3" incr.)</td> <td>78-84</td> <td>13-24</td> <td>71733</td> <td>71533</td> </tr> <tr> <td>4-Wide</td> <td>36-48 (4" incr.)</td> <td>78-84</td> <td>13-24</td> <td>71734</td> <td>71534</td> </tr> </tbody> </table>		W:	H:	D:	MODEL #		LH	RH	1-Wide	13-16 (1" incr.)	78-84	13-24	71731	71531	2-Wide	18-30 (2" incr.)	78-84	13-24	71732	71532	3-Wide	27-45 (3" incr.)	78-84	13-24	71733	71533	4-Wide	36-48 (4" incr.)	78-84	13-24	71734	71534
	W:	H:	D:	MODEL #																																																																																							
1-Wide	13-16 (1" incr.)	78-84	13-24	65521																																																																																							
2-Wide	18-30 (2" incr.)	78-84	13-24	65522																																																																																							
3-Wide	27-45 (3" incr.)	78-84	13-24	65523																																																																																							
4-Wide	36-48 (4" incr.)	78-84	13-24	65524																																																																																							
	W:	H:	D:	MODEL #																																																																																							
				LH	RH																																																																																						
1-Wide	13-16 (1" incr.)	78-84	13-24	69521	69721																																																																																						
2-Wide	18-30 (2" incr.)	78-84	13-24	69522	69722																																																																																						
3-Wide	27-45 (3" incr.)	78-84	13-24	69523																																																																																							
4-Wide	36-48 (4" incr.)	78-84	13-24	69524																																																																																							
	W:	H:	D:	MODEL #																																																																																							
				LH	RH																																																																																						
1-Wide	13-16 (1" incr.)	78-84	13-24	71731	71531																																																																																						
2-Wide	18-30 (2" incr.)	78-84	13-24	71732	71532																																																																																						
3-Wide	27-45 (3" incr.)	78-84	13-24	71733	71533																																																																																						
4-Wide	36-48 (4" incr.)	78-84	13-24	71734	71534																																																																																						

LOCKERS – EDUCATION

Slope Top



- Double Upper Compartments: Height Fixed Equally
- Locker Compartments: Height Floats

CLASSROOM



Units Pictured Are Listed in Bold.

	W:	H:	D:	MODEL #
1-Wide	13-16 (1" incr.)	59-84	13-24	65131
2-Wide	12-30 (2" incr.)	59-84	13-24	65132
3-Wide	18-45 (3" incr.)	59-84	13-24	65133
4-Wide	24-48 (4" incr.)	59-84	13-24	65134

STACKER



See Bench Section for Stacker Base Options.

Units Pictured Are Listed in Bold.

	W:	H:	D:	MODEL #
1-Wide	13-16 (1" incr.)	48-67	13-24	61961
2-Wide	12-30 (2" incr.)	48-67	13-24	61962
3-Wide	18-45 (3" incr.)	48-67	13-24	61963
4-Wide	24-48 (4" incr.)	48-67	13-24	61964

CORRIDOR

5-KNUCKLE HINGE ONLY



(LH)



(RH)

Units Pictured Are Listed in Bold.

	W:	H:	D:	MODEL #	
				LH	RH
1-Wide	13-16 (1" incr.)	59-84	13-24	71611	71411
2-Wide	18-30 (2" incr.)	59-84	13-24	71612	71412
3-Wide	27-45 (3" incr.)	59-84	13-24	71613	71413
4-Wide	36-48 (4" incr.)	59-84	13-24	71614	71414

- Upper Storage Compartment: Height Fixed Unless Other Compartment Heights Are Customized
- Double Upper Compartments: Height Fixed Equally
- Locker Compartments: Height Floats Unless Upper Storage Compartment Height is Customized

CLASSROOM



Units Pictured Are Listed in Bold.

	W:	H:	D:	MODEL #
1-Wide	13-16 (1" incr.)	78-84	13-24	65531
2-Wide	18-30 (2" incr.)	78-84	13-24	65532
3-Wide	27-45 (3" incr.)	78-84	13-24	65533
4-Wide	36-48 (4" incr.)	78-84	13-24	65534

STORAGE



(LH)



(RH)



Units Pictured Are Listed in Bold.

	W:	H:	D:	MODEL #	
				LH	RH
1-Wide	13-16 (1" incr.)	78-84	13-24	69531	69731
2-Wide	18-30 (2" incr.)	78-84	13-24	69532	69732
3-Wide	27-45 (3" incr.)	78-84	13-24	69533	
4-Wide	36-48 (4" incr.)	78-84	13-24	69534	

CORRIDOR

5-KNUCKLE HINGE ONLY



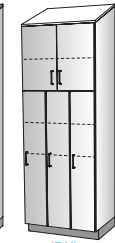
(LH)



(RH)



(LH)



(RH)

Units Pictured Are Listed in Bold.

	W:	H:	D:	MODEL #	
				LH	RH
1-Wide	13-16 (1" incr.)	78-84	13-24	71721	71521
2-Wide	18-30 (2" incr.)	78-84	13-24	71722	71522
3-Wide	27-45 (3" incr.)	78-84	13-24	71723	71523
4-Wide	36-48 (4" incr.)	78-84	13-24	71724	71524

- Upper & Lower Compartments: Height Fixed Equally
- Locker Compartments: Height Floats

CLASSROOM



Units Pictured Are Listed in Bold.

	W:	H:	D:	MODEL #
1-Wide	13-16 (1" incr.)	59-84	13-24	65121
2-Wide	12-30 (2" incr.)	59-84	13-24	65122
3-Wide	18-45 (3" incr.)	59-84	13-24	65123
4-Wide	24-48 (4" incr.)	59-84	13-24	65124

CORRIDOR

5-KNUCKLE HINGE ONLY



Units Pictured Are Listed in Bold.

	W:	H:	D:	MODEL #	
				LH	RH
1-Wide	13-16 (1" incr.)	59-84	13-24	71641	71441
2-Wide	18-30 (2" incr.)	59-84	13-24	71642	71442
3-Wide	27-45 (3" incr.)	59-84	13-24	71643	71443
4-Wide	36-48 (4" incr.)	59-84	13-24	71644	71444

- Upper Storage Compartment: Height Fixed Unless Other Compartment Heights Are Customized
- Upper & Lower Compartments: Height Fixed Equally
- Locker Compartments: Height Floats Unless Upper Storage Compartment Height is Customized

CLASSROOM



Units Pictured Are Listed in Bold.

	W:	H:	D:	MODEL #
1-Wide	13-16 (1" incr.)	78-84	13-24	65541
2-Wide	18-30 (2" incr.)	78-84	13-24	65542
3-Wide	27-45 (3" incr.)	78-84	13-24	65543
4-Wide	36-48 (4" incr.)	78-84	13-24	65544

STORAGE

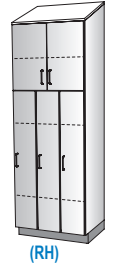
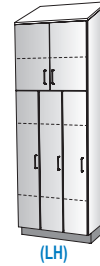


Units Pictured Are Listed in Bold.

	W:	H:	D:	MODEL #	
				LH	RH
1-Wide	13-16 (1" incr.)	78-84	13-24	69541	69741
2-Wide	18-30 (2" incr.)	78-84	13-24	69542	69742
3-Wide	27-45 (3" incr.)	78-84	13-24	69543	
4-Wide	36-48 (4" incr.)	78-84	13-24	69544	

CORRIDOR

5-KNUCKLE HINGE ONLY



Units Pictured Are Listed in Bold.



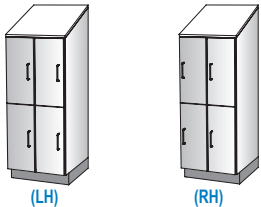
	W:	H:	D:	MODEL #	
				LH	RH
1-Wide	13-16 (1" incr.)	78-84	13-24	71741	71541
2-Wide	18-30 (2" incr.)	78-84	13-24	71742	71542
3-Wide	27-45 (3" incr.)	78-84	13-24	71743	71543
4-Wide	36-48 (4" incr.)	78-84	13-24	71744	71544

LOCKERS – EDUCATION


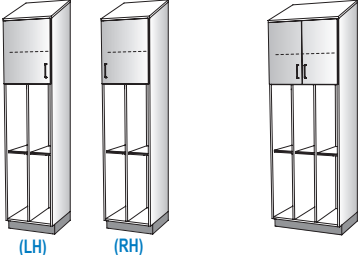
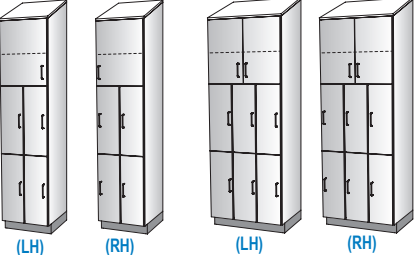
Slope Top



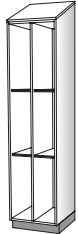

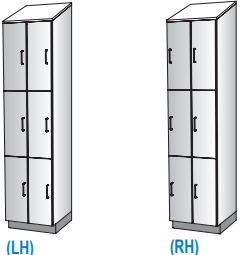
- (2) Locker Compartments: Height Floats Equally

CLASSROOM	STACKER	CORRIDOR																																																																																		
 <p>Units Pictured Are Listed in Bold.</p> <table border="1"> <thead> <tr> <th></th> <th>W:</th> <th>H:</th> <th>D:</th> <th>MODEL #</th> </tr> </thead> <tbody> <tr> <td>1-Wide</td> <td>13-16 (1" incr.)</td> <td>29-84</td> <td>13-24</td> <td>65041</td> </tr> <tr> <td>2-Wide</td> <td>12-30 (2" incr.)</td> <td>29-84</td> <td>13-24</td> <td>65042</td> </tr> <tr> <td>3-Wide</td> <td>18-45 (3" incr.)</td> <td>29-84</td> <td>13-24</td> <td>65043</td> </tr> <tr> <td>4-Wide</td> <td>24-48 (4" incr.)</td> <td>29-84</td> <td>13-24</td> <td>65044</td> </tr> </tbody> </table>		W:	H:	D:	MODEL #	1-Wide	13-16 (1" incr.)	29-84	13-24	65041	2-Wide	12-30 (2" incr.)	29-84	13-24	65042	3-Wide	18-45 (3" incr.)	29-84	13-24	65043	4-Wide	24-48 (4" incr.)	29-84	13-24	65044	 <p>See Bench Section for Stacker Base Options.</p> <p>Units Pictured Are Listed in Bold.</p> <table border="1"> <thead> <tr> <th></th> <th>W:</th> <th>H:</th> <th>D:</th> <th>MODEL #</th> </tr> </thead> <tbody> <tr> <td>1-Wide</td> <td>13-16 (1" incr.)</td> <td>48-67</td> <td>13-24</td> <td>61924</td> </tr> <tr> <td>2-Wide</td> <td>12-30 (2" incr.)</td> <td>48-67</td> <td>13-24</td> <td>61925</td> </tr> <tr> <td>3-Wide</td> <td>18-45 (3" incr.)</td> <td>48-67</td> <td>13-24</td> <td>61926</td> </tr> <tr> <td>4-Wide</td> <td>24-48 (4" incr.)</td> <td>48-67</td> <td>13-24</td> <td>61927</td> </tr> </tbody> </table>		W:	H:	D:	MODEL #	1-Wide	13-16 (1" incr.)	48-67	13-24	61924	2-Wide	12-30 (2" incr.)	48-67	13-24	61925	3-Wide	18-45 (3" incr.)	48-67	13-24	61926	4-Wide	24-48 (4" incr.)	48-67	13-24	61927	<p>5-KNUCKLE HINGE ONLY</p>  <p>Units Pictured Are Listed in Bold.</p> <table border="1"> <thead> <tr> <th rowspan="2"></th> <th rowspan="2">W:</th> <th rowspan="2">H:</th> <th rowspan="2">D:</th> <th colspan="2">MODEL #</th> </tr> <tr> <th>LH</th> <th>RH</th> </tr> </thead> <tbody> <tr> <td>1-Wide</td> <td>13-16 (1" incr.)</td> <td>49-84</td> <td>13-24</td> <td>71651</td> <td>71451</td> </tr> <tr> <td>2-Wide</td> <td>18-30 (2" incr.)</td> <td>49-84</td> <td>13-24</td> <td>71652</td> <td>71452</td> </tr> <tr> <td>3-Wide</td> <td>27-45 (3" incr.)</td> <td>49-84</td> <td>13-24</td> <td>71653</td> <td>71453</td> </tr> <tr> <td>4-Wide</td> <td>36-48 (4" incr.)</td> <td>49-84</td> <td>13-24</td> <td>71654</td> <td>71454</td> </tr> </tbody> </table>		W:	H:	D:	MODEL #		LH	RH	1-Wide	13-16 (1" incr.)	49-84	13-24	71651	71451	2-Wide	18-30 (2" incr.)	49-84	13-24	71652	71452	3-Wide	27-45 (3" incr.)	49-84	13-24	71653	71453	4-Wide	36-48 (4" incr.)	49-84	13-24	71654	71454
	W:	H:	D:	MODEL #																																																																																
1-Wide	13-16 (1" incr.)	29-84	13-24	65041																																																																																
2-Wide	12-30 (2" incr.)	29-84	13-24	65042																																																																																
3-Wide	18-45 (3" incr.)	29-84	13-24	65043																																																																																
4-Wide	24-48 (4" incr.)	29-84	13-24	65044																																																																																
	W:	H:	D:	MODEL #																																																																																
1-Wide	13-16 (1" incr.)	48-67	13-24	61924																																																																																
2-Wide	12-30 (2" incr.)	48-67	13-24	61925																																																																																
3-Wide	18-45 (3" incr.)	48-67	13-24	61926																																																																																
4-Wide	24-48 (4" incr.)	48-67	13-24	61927																																																																																
	W:	H:	D:	MODEL #																																																																																
				LH	RH																																																																															
1-Wide	13-16 (1" incr.)	49-84	13-24	71651	71451																																																																															
2-Wide	18-30 (2" incr.)	49-84	13-24	71652	71452																																																																															
3-Wide	27-45 (3" incr.)	49-84	13-24	71653	71453																																																																															
4-Wide	36-48 (4" incr.)	49-84	13-24	71654	71454																																																																															



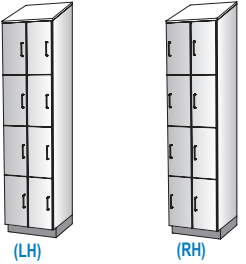
- Upper Storage Compartment: Height Fixed Unless Other Compartment Heights Are Customized
- (2) Locker Compartments: Height Floats Unless Upper Storage Compartment Height is Customized

CLASSROOM	STORAGE	CORRIDOR																																																																																									
 <p>Units Pictured Are Listed in Bold.</p> <table border="1"> <thead> <tr> <th></th> <th>W:</th> <th>H:</th> <th>D:</th> <th>MODEL #</th> </tr> </thead> <tbody> <tr> <td>1-Wide</td> <td>13-16 (1" incr.)</td> <td>78-84</td> <td>13-24</td> <td>65551</td> </tr> <tr> <td>2-Wide</td> <td>18-30 (2" incr.)</td> <td>78-84</td> <td>13-24</td> <td>65552</td> </tr> <tr> <td>3-Wide</td> <td>27-45 (3" incr.)</td> <td>78-84</td> <td>13-24</td> <td>65553</td> </tr> <tr> <td>4-Wide</td> <td>36-48 (4" incr.)</td> <td>78-84</td> <td>13-24</td> <td>65554</td> </tr> </tbody> </table>		W:	H:	D:	MODEL #	1-Wide	13-16 (1" incr.)	78-84	13-24	65551	2-Wide	18-30 (2" incr.)	78-84	13-24	65552	3-Wide	27-45 (3" incr.)	78-84	13-24	65553	4-Wide	36-48 (4" incr.)	78-84	13-24	65554	 <p>Units Pictured Are Listed in Bold.</p> <table border="1"> <thead> <tr> <th rowspan="2"></th> <th rowspan="2">W:</th> <th rowspan="2">H:</th> <th rowspan="2">D:</th> <th colspan="2">MODEL #</th> </tr> <tr> <th>LH</th> <th>RH</th> </tr> </thead> <tbody> <tr> <td>1-Wide</td> <td>13-16 (1" incr.)</td> <td>78-84</td> <td>13-24</td> <td>69551</td> <td>69751</td> </tr> <tr> <td>2-Wide</td> <td>18-30 (2" incr.)</td> <td>78-84</td> <td>13-24</td> <td>69552</td> <td>69752</td> </tr> <tr> <td>3-Wide</td> <td>27-45 (3" incr.)</td> <td>78-84</td> <td>13-24</td> <td>69553</td> <td></td> </tr> <tr> <td>4-Wide</td> <td>36-48 (4" incr.)</td> <td>78-84</td> <td>13-24</td> <td>69554</td> <td></td> </tr> </tbody> </table>		W:	H:	D:	MODEL #		LH	RH	1-Wide	13-16 (1" incr.)	78-84	13-24	69551	69751	2-Wide	18-30 (2" incr.)	78-84	13-24	69552	69752	3-Wide	27-45 (3" incr.)	78-84	13-24	69553		4-Wide	36-48 (4" incr.)	78-84	13-24	69554		<p>5-KNUCKLE HINGE ONLY</p>  <p>Units Pictured Are Listed in Bold.</p> <table border="1"> <thead> <tr> <th rowspan="2"></th> <th rowspan="2">W:</th> <th rowspan="2">H:</th> <th rowspan="2">D:</th> <th colspan="2">MODEL #</th> </tr> <tr> <th>LH</th> <th>RH</th> </tr> </thead> <tbody> <tr> <td>1-Wide</td> <td>13-16 (1" incr.)</td> <td>78-84</td> <td>13-24</td> <td>71751</td> <td>71551</td> </tr> <tr> <td>2-Wide</td> <td>18-30 (2" incr.)</td> <td>78-84</td> <td>13-24</td> <td>71752</td> <td>71552</td> </tr> <tr> <td>3-Wide</td> <td>27-45 (3" incr.)</td> <td>78-84</td> <td>13-24</td> <td>71753</td> <td>71553</td> </tr> <tr> <td>4-Wide</td> <td>36-48 (4" incr.)</td> <td>78-84</td> <td>13-24</td> <td>71754</td> <td>71554</td> </tr> </tbody> </table>		W:	H:	D:	MODEL #		LH	RH	1-Wide	13-16 (1" incr.)	78-84	13-24	71751	71551	2-Wide	18-30 (2" incr.)	78-84	13-24	71752	71552	3-Wide	27-45 (3" incr.)	78-84	13-24	71753	71553	4-Wide	36-48 (4" incr.)	78-84	13-24	71754	71554
	W:	H:	D:	MODEL #																																																																																							
1-Wide	13-16 (1" incr.)	78-84	13-24	65551																																																																																							
2-Wide	18-30 (2" incr.)	78-84	13-24	65552																																																																																							
3-Wide	27-45 (3" incr.)	78-84	13-24	65553																																																																																							
4-Wide	36-48 (4" incr.)	78-84	13-24	65554																																																																																							
	W:	H:	D:	MODEL #																																																																																							
				LH	RH																																																																																						
1-Wide	13-16 (1" incr.)	78-84	13-24	69551	69751																																																																																						
2-Wide	18-30 (2" incr.)	78-84	13-24	69552	69752																																																																																						
3-Wide	27-45 (3" incr.)	78-84	13-24	69553																																																																																							
4-Wide	36-48 (4" incr.)	78-84	13-24	69554																																																																																							
	W:	H:	D:	MODEL #																																																																																							
				LH	RH																																																																																						
1-Wide	13-16 (1" incr.)	78-84	13-24	71751	71551																																																																																						
2-Wide	18-30 (2" incr.)	78-84	13-24	71752	71552																																																																																						
3-Wide	27-45 (3" incr.)	78-84	13-24	71753	71553																																																																																						
4-Wide	36-48 (4" incr.)	78-84	13-24	71754	71554																																																																																						

• (3) Locker Compartments: Height Floats Equally

CLASSROOM	STACKER	CORRIDOR																																																																																		
 <p>Units Pictured Are Listed in Bold.</p> <table border="1"> <thead> <tr> <th></th> <th>W:</th> <th>H:</th> <th>D:</th> <th>MODEL #</th> </tr> </thead> <tbody> <tr> <td>1-Wide</td> <td>13-16 (1" incr.)</td> <td>49-84</td> <td>13-24</td> <td>65281</td> </tr> <tr> <td>2-Wide</td> <td>12-30 (2" incr.)</td> <td>49-84</td> <td>13-24</td> <td>65282</td> </tr> <tr> <td>3-Wide</td> <td>18-45 (3" incr.)</td> <td>49-84</td> <td>13-24</td> <td>65283</td> </tr> <tr> <td>4-Wide</td> <td>24-48 (4" incr.)</td> <td>49-84</td> <td>13-24</td> <td>65284</td> </tr> </tbody> </table>		W:	H:	D:	MODEL #	1-Wide	13-16 (1" incr.)	49-84	13-24	65281	2-Wide	12-30 (2" incr.)	49-84	13-24	65282	3-Wide	18-45 (3" incr.)	49-84	13-24	65283	4-Wide	24-48 (4" incr.)	49-84	13-24	65284	 <p>See Bench Section for Stacker Base Options.</p> <p>Units Pictured Are Listed in Bold.</p> <table border="1"> <thead> <tr> <th></th> <th>W:</th> <th>H:</th> <th>D:</th> <th>MODEL #</th> </tr> </thead> <tbody> <tr> <td>1-Wide</td> <td>13-16 (1" incr.)</td> <td>48-67</td> <td>13-24</td> <td>61928</td> </tr> <tr> <td>2-Wide</td> <td>12-30 (2" incr.)</td> <td>48-67</td> <td>13-24</td> <td>61929</td> </tr> <tr> <td>3-Wide</td> <td>18-45 (3" incr.)</td> <td>48-67</td> <td>13-24</td> <td>61930</td> </tr> <tr> <td>4-Wide</td> <td>24-48 (4" incr.)</td> <td>48-67</td> <td>13-24</td> <td>61931</td> </tr> </tbody> </table>		W:	H:	D:	MODEL #	1-Wide	13-16 (1" incr.)	48-67	13-24	61928	2-Wide	12-30 (2" incr.)	48-67	13-24	61929	3-Wide	18-45 (3" incr.)	48-67	13-24	61930	4-Wide	24-48 (4" incr.)	48-67	13-24	61931	<p>5-KNUCKLE HINGE ONLY</p>  <p>Units Pictured Are Listed in Bold.</p> <table border="1"> <thead> <tr> <th rowspan="2"></th> <th rowspan="2">W:</th> <th rowspan="2">H:</th> <th rowspan="2">D:</th> <th colspan="2">MODEL #</th> </tr> <tr> <th>LH</th> <th>RH</th> </tr> </thead> <tbody> <tr> <td>1-Wide</td> <td>13-16 (1" incr.)</td> <td>59-84</td> <td>13-24</td> <td>71661</td> <td>71461</td> </tr> <tr> <td>2-Wide</td> <td>18-30 (2" incr.)</td> <td>59-84</td> <td>13-24</td> <td>71662</td> <td>71462</td> </tr> <tr> <td>3-Wide</td> <td>27-45 (3" incr.)</td> <td>59-84</td> <td>13-24</td> <td>71663</td> <td>71463</td> </tr> <tr> <td>4-Wide</td> <td>36-48 (4" incr.)</td> <td>59-84</td> <td>13-24</td> <td>71664</td> <td>71464</td> </tr> </tbody> </table>		W:	H:	D:	MODEL #		LH	RH	1-Wide	13-16 (1" incr.)	59-84	13-24	71661	71461	2-Wide	18-30 (2" incr.)	59-84	13-24	71662	71462	3-Wide	27-45 (3" incr.)	59-84	13-24	71663	71463	4-Wide	36-48 (4" incr.)	59-84	13-24	71664	71464
	W:	H:	D:	MODEL #																																																																																
1-Wide	13-16 (1" incr.)	49-84	13-24	65281																																																																																
2-Wide	12-30 (2" incr.)	49-84	13-24	65282																																																																																
3-Wide	18-45 (3" incr.)	49-84	13-24	65283																																																																																
4-Wide	24-48 (4" incr.)	49-84	13-24	65284																																																																																
	W:	H:	D:	MODEL #																																																																																
1-Wide	13-16 (1" incr.)	48-67	13-24	61928																																																																																
2-Wide	12-30 (2" incr.)	48-67	13-24	61929																																																																																
3-Wide	18-45 (3" incr.)	48-67	13-24	61930																																																																																
4-Wide	24-48 (4" incr.)	48-67	13-24	61931																																																																																
	W:	H:	D:	MODEL #																																																																																
				LH	RH																																																																															
1-Wide	13-16 (1" incr.)	59-84	13-24	71661	71461																																																																															
2-Wide	18-30 (2" incr.)	59-84	13-24	71662	71462																																																																															
3-Wide	27-45 (3" incr.)	59-84	13-24	71663	71463																																																																															
4-Wide	36-48 (4" incr.)	59-84	13-24	71664	71464																																																																															

• (4) Locker Compartments: Height Floats Equally

CLASSROOM	STACKER	CORRIDOR																																																																																		
 <p>Units Pictured Are Listed in Bold.</p> <table border="1"> <thead> <tr> <th></th> <th>W:</th> <th>H:</th> <th>D:</th> <th>MODEL #</th> </tr> </thead> <tbody> <tr> <td>1-Wide</td> <td>13-16 (1" incr.)</td> <td>59-84</td> <td>13-24</td> <td>65291</td> </tr> <tr> <td>2-Wide</td> <td>12-30 (2" incr.)</td> <td>59-84</td> <td>13-24</td> <td>65292</td> </tr> <tr> <td>3-Wide</td> <td>18-45 (3" incr.)</td> <td>59-84</td> <td>13-24</td> <td>65293</td> </tr> <tr> <td>4-Wide</td> <td>24-48 (4" incr.)</td> <td>59-84</td> <td>13-24</td> <td>65294</td> </tr> </tbody> </table>		W:	H:	D:	MODEL #	1-Wide	13-16 (1" incr.)	59-84	13-24	65291	2-Wide	12-30 (2" incr.)	59-84	13-24	65292	3-Wide	18-45 (3" incr.)	59-84	13-24	65293	4-Wide	24-48 (4" incr.)	59-84	13-24	65294	 <p>See Bench Section for Stacker Base Options.</p> <p>Units Pictured Are Listed in Bold.</p> <table border="1"> <thead> <tr> <th></th> <th>W:</th> <th>H:</th> <th>D:</th> <th>MODEL #</th> </tr> </thead> <tbody> <tr> <td>1-Wide</td> <td>13-16 (1" incr.)</td> <td>48-67</td> <td>13-24</td> <td>61932</td> </tr> <tr> <td>2-Wide</td> <td>12-30 (2" incr.)</td> <td>48-67</td> <td>13-24</td> <td>61933</td> </tr> <tr> <td>3-Wide</td> <td>18-45 (3" incr.)</td> <td>48-67</td> <td>13-24</td> <td>61934</td> </tr> <tr> <td>4-Wide</td> <td>24-48 (4" incr.)</td> <td>48-67</td> <td>13-24</td> <td>61935</td> </tr> </tbody> </table>		W:	H:	D:	MODEL #	1-Wide	13-16 (1" incr.)	48-67	13-24	61932	2-Wide	12-30 (2" incr.)	48-67	13-24	61933	3-Wide	18-45 (3" incr.)	48-67	13-24	61934	4-Wide	24-48 (4" incr.)	48-67	13-24	61935	<p>5-KNUCKLE HINGE ONLY</p>  <p>Units Pictured Are Listed in Bold.</p> <table border="1"> <thead> <tr> <th rowspan="2"></th> <th rowspan="2">W:</th> <th rowspan="2">H:</th> <th rowspan="2">D:</th> <th colspan="2">MODEL #</th> </tr> <tr> <th>LH</th> <th>RH</th> </tr> </thead> <tbody> <tr> <td>1-Wide</td> <td>13-16 (1" incr.)</td> <td>72-84</td> <td>13-24</td> <td>71671</td> <td>71471</td> </tr> <tr> <td>2-Wide</td> <td>18-30 (2" incr.)</td> <td>72-84</td> <td>13-24</td> <td>71672</td> <td>71472</td> </tr> <tr> <td>3-Wide</td> <td>27-45 (3" incr.)</td> <td>72-84</td> <td>13-24</td> <td>71673</td> <td>71473</td> </tr> <tr> <td>4-Wide</td> <td>36-48 (4" incr.)</td> <td>72-84</td> <td>13-24</td> <td>71674</td> <td>71474</td> </tr> </tbody> </table>		W:	H:	D:	MODEL #		LH	RH	1-Wide	13-16 (1" incr.)	72-84	13-24	71671	71471	2-Wide	18-30 (2" incr.)	72-84	13-24	71672	71472	3-Wide	27-45 (3" incr.)	72-84	13-24	71673	71473	4-Wide	36-48 (4" incr.)	72-84	13-24	71674	71474
	W:	H:	D:	MODEL #																																																																																
1-Wide	13-16 (1" incr.)	59-84	13-24	65291																																																																																
2-Wide	12-30 (2" incr.)	59-84	13-24	65292																																																																																
3-Wide	18-45 (3" incr.)	59-84	13-24	65293																																																																																
4-Wide	24-48 (4" incr.)	59-84	13-24	65294																																																																																
	W:	H:	D:	MODEL #																																																																																
1-Wide	13-16 (1" incr.)	48-67	13-24	61932																																																																																
2-Wide	12-30 (2" incr.)	48-67	13-24	61933																																																																																
3-Wide	18-45 (3" incr.)	48-67	13-24	61934																																																																																
4-Wide	24-48 (4" incr.)	48-67	13-24	61935																																																																																
	W:	H:	D:	MODEL #																																																																																
				LH	RH																																																																															
1-Wide	13-16 (1" incr.)	72-84	13-24	71671	71471																																																																															
2-Wide	18-30 (2" incr.)	72-84	13-24	71672	71472																																																																															
3-Wide	27-45 (3" incr.)	72-84	13-24	71673	71473																																																																															
4-Wide	36-48 (4" incr.)	72-84	13-24	71674	71474																																																																															

LOCKERS – EDUCATION

Slope Top / Wall Hung



- | | |
|---------------------|--|
| • Open Compartments | • Double Open Compartments: Height Fixed Equally |
| OPEN | OPEN |



Units Pictured Are Listed in Bold.

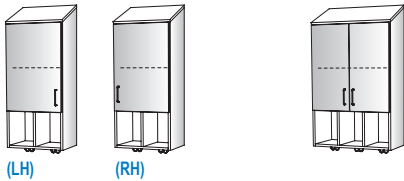
	W:	H:	D:	MODEL #
2-Wide	18-30 (2" incr.)	13	13-18	65812
3-Wide	27-45 (3" incr.)	13	13-18	65813
4-Wide	36-48 (4" incr.)	13	13-18	65814



Units Pictured Are Listed in Bold.

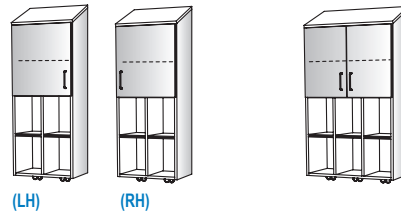
	W:	H:	D:	MODEL #
2-Wide	18-30 (2" incr.)	26	13-18	65822
3-Wide	27-45 (3" incr.)	26	13-18	65823
4-Wide	36-48 (4" incr.)	26	13-18	65824

- | | |
|---|--|
| <ul style="list-style-type: none"> • Upper Storage Compartment: Height Floats • Open Compartments: Height Fixed | <ul style="list-style-type: none"> • Upper Storage Compartment: Height Floats • Double Open Compartments: Height Fixed Equally |
| STORAGE | STORAGE |



Units Pictured Are Listed in Bold.

	W:	H:	D:	MODEL #	
				LH	RH
2-Wide	12-30 (2" incr.)	42, 47	13-18	69852	69952
3-Wide	27-45 (3" incr.)	42, 47	13-18	69853	
4-Wide	36-48 (4" incr.)	42, 47	13-18	69854	



Units Pictured Are Listed in Bold.

	W:	H:	D:	MODEL #	
				LH	RH
2-Wide	18-30 (2" incr.)	42, 47	13-18	69872	69972
3-Wide	27-45 (3" incr.)	42, 47	13-18	69873	
4-Wide	36-48 (4" incr.)	42, 47	13-18	69874	

- Pack Cube
- Adj. Shelf Quantity Varies

- Bench

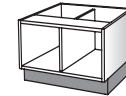
OPEN - PACK CUBE

OPEN - BENCH



Units Pictured Are Listed in Bold.

	W:	H:	D:	MODEL #
2-Wide	12-30 (2" incr.)	29-84	13-24	65362
3-Wide	18-45 (3" incr.)	29-84	13-24	65363



Top Not Included —
See Countertops Section for
Countertop Options.

Units Pictured Are Listed in Bold.

	W:	H:	D:	MODEL #
1-Wide	13-16 (1" incr.)	17-20	18-24	61900
2-Wide	12-30 (2" incr.)	17-20	18-24	61901
3-Wide	18-45 (3" incr.)	17-20	18-24	61902
4-Wide	24-48 (4" incr.)	17-20	18-24	61903

LOCKERS – MEDICAL

Flat Top



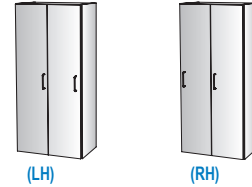
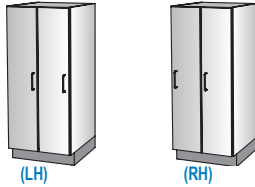
- Full Height Locker Compartments

FLOOR MOUNT

WALL HUNG

CONCEALED HINGE ONLY

CONCEALED HINGE ONLY



Units Pictured Are Listed in Bold.

Units Pictured Are Listed in Bold.

	W:	H:	D:	MODEL #	
				LH	RH
1-Wide	13-16 (1" incr.)	29-72	13-24	61141	61041
2-Wide	18-30 (2" incr.)	29-72	13-24	61142	61042
3-Wide	27-45 (3" incr.)	29-72	13-24	61143	61043
4-Wide	36-48 (4" incr.)	29-72	13-24	61144	61044

	W:	H:	D:	MODEL #	
				LH	RH
1-Wide	13-16 (1" incr.)	53-67	13-18	61541	61441
2-Wide	18-30 (2" incr.)	53-67	13-18	61542	61442
3-Wide	27-45 (3" incr.)	53-67	13-18	61543	61443
4-Wide	36-48 (4" incr.)	53-67	13-18	61544	61444

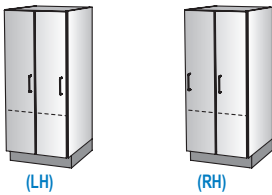
- Locker Compartments: Height Floats
- Lower Compartments: Height Fixed

FLOOR MOUNT

WALL HUNG

CONCEALED HINGE ONLY

CONCEALED HINGE ONLY



N/A

Units Pictured Are Listed in Bold.

	W:	H:	D:	MODEL #	
				LH	RH
1-Wide	13-16 (1" incr.)	49-84	13-24	61151	61051
2-Wide	18-30 (2" incr.)	49-84	13-24	61152	61052
3-Wide	27-45 (3" incr.)	49-84	13-24	61153	61053
4-Wide	36-48 (4" incr.)	49-84	13-24	61154	61054

- Upper Compartments: Height Fixed
- Locker Compartments: Height Floats

FLOOR MOUNT

WALL HUNG

CONCEALED HINGE ONLY

CONCEALED HINGE ONLY



(LH)



(RH)

Units Pictured Are Listed in Bold.

	W:	H:	D:	MODEL #	
				LH	RH
1-Wide	13-16 (1" incr.)	49-84	13-24	61100	61000
2-Wide	18-30 (2" incr.)	49-84	13-24	61101	61001
3-Wide	27-45 (3" incr.)	49-84	13-24	61102	61002
4-Wide	36-48 (4" incr.)	49-84	13-24	61103	61003



(LH)



(RH)

Units Pictured Are Listed in Bold.

	W:	H:	D:	MODEL #	
				LH	RH
1-Wide	13-16 (1" incr.)	53-67	13-18	61500	61400
2-Wide	18-30 (2" incr.)	53-67	13-18	61501	61401
3-Wide	27-45 (3" incr.)	53-67	13-18	61502	61402
4-Wide	36-48 (4" incr.)	53-67	13-18	61503	61403

- Upper & Lower Compartments: Height Fixed Equally
- Locker Compartments: Height Floats

FLOOR MOUNT

WALL HUNG

CONCEALED HINGE ONLY

CONCEALED HINGE ONLY



(LH)



(RH)

Units Pictured Are Listed in Bold.

	W:	H:	D:	MODEL #	
				LH	RH
1-Wide	13-16 (1" incr.)	59-84	13-24	61161	61061
2-Wide	18-30 (2" incr.)	59-84	13-24	61162	61062
3-Wide	27-45 (3" incr.)	59-84	13-24	61163	61063
4-Wide	36-48 (4" incr.)	59-84	13-24	61164	61064

N/A

LOCKERS – MEDICAL

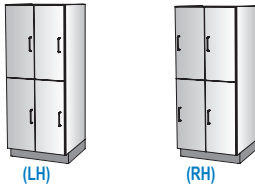
Flat Top



• (2) Locker Compartments: Height Floats Equally

FLOOR MOUNT

CONCEALED HINGE ONLY



Units Pictured Are Listed in Bold.

	W:	H:	D:	MODEL #	
				LH	RH
1-Wide	13-16 (1" incr.)	49-84	13-24	61104	61004
2-Wide	18-30 (2" incr.)	49-84	13-24	61105	61005
3-Wide	27-45 (3" incr.)	49-84	13-24	61106	61006
4-Wide	36-48 (4" incr.)	49-84	13-24	61107	61007

WALL HUNG

CONCEALED HINGE ONLY



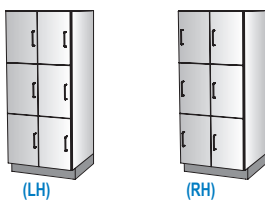
Units Pictured Are Listed in Bold.

	W:	H:	D:	MODEL #	
				LH	RH
1-Wide	13-16 (1" incr.)	53-67	13-18	61504	61404
2-Wide	18-30 (2" incr.)	53-67	13-18	61505	61405
3-Wide	27-45 (3" incr.)	53-67	13-18	61506	61406
4-Wide	36-48 (4" incr.)	53-67	13-18	61507	61407

• (3) Locker Compartments: Height Floats Equally

FLOOR MOUNT

CONCEALED HINGE ONLY

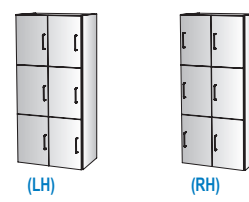


Units Pictured Are Listed in Bold.

	W:	H:	D:	MODEL #	
				LH	RH
1-Wide	13-16 (1" incr.)	59-84	13-24	61108	61008
2-Wide	18-30 (2" incr.)	59-84	13-24	61109	61009
3-Wide	27-45 (3" incr.)	59-84	13-24	61110	61010
4-Wide	36-48 (4" incr.)	59-84	13-24	61111	61011

WALL HUNG

CONCEALED HINGE ONLY



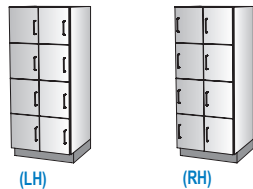
Units Pictured Are Listed in Bold.

	W:	H:	D:	MODEL #	
				LH	RH
1-Wide	13-16 (1" incr.)	53-67	13-18	61508	61408
2-Wide	18-30 (2" incr.)	53-67	13-18	61509	61409
3-Wide	27-45 (3" incr.)	53-67	13-18	61510	61410
4-Wide	36-48 (4" incr.)	53-67	13-18	61511	61411

• (4) Locker Compartments: Height Floats Equally

FLOOR MOUNT

CONCEALED HINGE ONLY

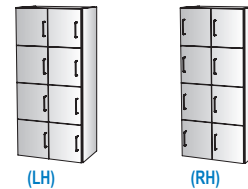


Units Pictured Are Listed in Bold.

	W:	H:	D:	MODEL #	
				LH	RH
1-Wide	13-16 (1" incr.)	72-84	13-24	61112	61012
2-Wide	18-30 (2" incr.)	72-84	13-24	61113	61013
3-Wide	27-45 (3" incr.)	72-84	13-24	61114	61014
4-Wide	36-48 (4" incr.)	72-84	13-24	61115	61015

WALL HUNG

CONCEALED HINGE ONLY



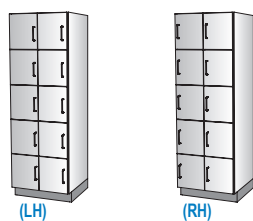
Units Pictured Are Listed in Bold.

	W:	H:	D:	MODEL #	
				LH	RH
1-Wide	13-16 (1" incr.)	53-67	13-18	61512	61412
2-Wide	18-30 (2" incr.)	53-67	13-18	61513	61413
3-Wide	27-45 (3" incr.)	53-67	13-18	61514	61414
4-Wide	36-48 (4" incr.)	53-67	13-18	61515	61415

• (5) Locker Compartments: Height Floats Equally

FLOOR MOUNT

CONCEALED HINGE ONLY

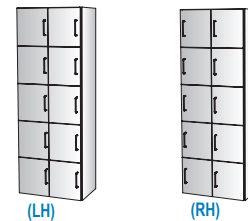


Units Pictured Are Listed in Bold.

	W:	H:	D:	MODEL #	
				LH	RH
1-Wide	13-16 (1" incr.)	78-84	13-24	61116	61016
2-Wide	18-30 (2" incr.)	78-84	13-24	61117	61017
3-Wide	27-45 (3" incr.)	78-84	13-24	61118	61018
4-Wide	36-48 (4" incr.)	78-84	13-24	61119	61019

WALL HUNG

CONCEALED HINGE ONLY



Units Pictured Are Listed in Bold.

	W:	H:	D:	MODEL #	
				LH	RH
1-Wide	13-16 (1" incr.)	67	13-18	61516	61416
2-Wide	18-30 (2" incr.)	67	13-18	61517	61417
3-Wide	27-45 (3" incr.)	67	13-18	61518	61418
4-Wide	36-48 (4" incr.)	67	13-18	61519	61419

LOCKERS – MEDICAL

Flat Top



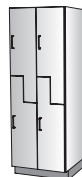
• Z-Locker (2) Compartments: Height Floats Equally

FLOOR MOUNT

CONCEALED HINGE ONLY



(LH)



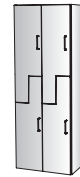
(RH)

Units Pictured Are Listed in Bold.

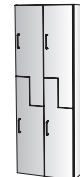
	W:	H:	D:	MODEL #	
				LH	RH
1-Wide	13-16 (1" incr.)	72-84	13-24	61120	61020
2-Wide	18-30 (2" incr.)	72-84	13-24	61121	61021
3-Wide	27-45 (3" incr.)	72-84	13-24	61122	61022
4-Wide	36-48 (4" incr.)	72-84	13-24	61123	61023

WALL HUNG

CONCEALED HINGE ONLY



(LH)



(RH)

Units Pictured Are Listed in Bold.

	W:	H:	D:	MODEL #	
				LH	RH
1-Wide	13-16 (1" incr.)	67	13-18	61520	61420
2-Wide	18-30 (2" incr.)	67	13-18	61521	61421
3-Wide	27-45 (3" incr.)	67	13-18	61522	61422
4-Wide	36-48 (4" incr.)	67	13-18	61523	61423

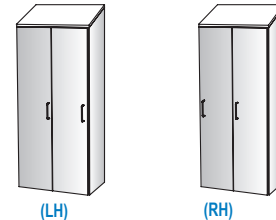
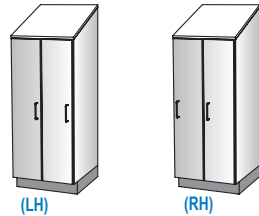
• Full Height Locker Compartments

FLOOR MOUNT

WALL HUNG

CONCEALED HINGE ONLY

CONCEALED HINGE ONLY



Units Pictured Are Listed in Bold.

Units Pictured Are Listed in Bold.

	W:	H:	D:	MODEL #	
				LH	RH
1-Wide	13-16 (1" incr.)	29-72	13-24	61341	61241
2-Wide	18-30 (2" incr.)	29-72	13-24	61342	61242
3-Wide	27-45 (3" incr.)	29-72	13-24	61343	61243
4-Wide	36-48 (4" incr.)	29-72	13-24	61344	61244

	W:	H:	D:	MODEL #	
				LH	RH
1-Wide	13-16 (1" incr.)	53-67	13-18	61741	61641
2-Wide	18-30 (2" incr.)	53-67	13-18	61742	61642
3-Wide	27-45 (3" incr.)	53-67	13-18	61743	61643
4-Wide	36-48 (4" incr.)	53-67	13-18	61744	61644

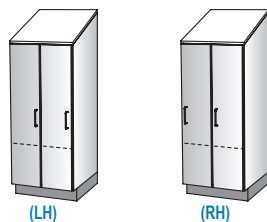
• Locker Compartments: Height Floats
• Lower Compartments: Height Fixed

FLOOR MOUNT

WALL HUNG

CONCEALED HINGE ONLY

CONCEALED HINGE ONLY



N/A

Units Pictured Are Listed in Bold.

	W:	H:	D:	MODEL #	
				LH	RH
1-Wide	13-16 (1" incr.)	49-84	13-24	61351	61251
2-Wide	18-30 (2" incr.)	49-84	13-24	61352	61252
3-Wide	27-45 (3" incr.)	49-84	13-24	61353	61253
4-Wide	36-48 (4" incr.)	49-84	13-24	61354	61254

LOCKERS – MEDICAL

Slope Top



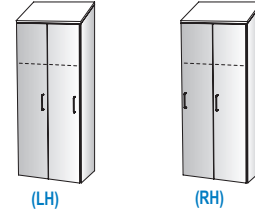
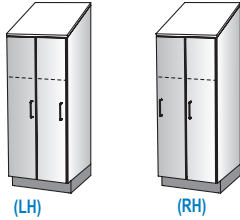
- Upper Compartments: Height Fixed
- Locker Compartments: Height Floats

FLOOR MOUNT

WALL HUNG

CONCEALED HINGE ONLY

CONCEALED HINGE ONLY



Units Pictured Are Listed in Bold.

Units Pictured Are Listed in Bold.

	W:	H:	D:	MODEL #	
				LH	RH
1-Wide	13-16 (1" incr.)	49-84	13-24	61300	61200
2-Wide	18-30 (2" incr.)	49-84	13-24	61301	61201
3-Wide	27-45 (3" incr.)	49-84	13-24	61302	61202
4-Wide	36-48 (4" incr.)	49-84	13-24	61303	61203

	W:	H:	D:	MODEL #	
				LH	RH
1-Wide	13-16 (1" incr.)	53-67	13-18	61700	61600
2-Wide	18-30 (2" incr.)	53-67	13-18	61701	61601
3-Wide	27-45 (3" incr.)	53-67	13-18	61702	61602
4-Wide	36-48 (4" incr.)	53-67	13-18	61703	61603

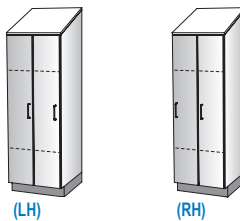
- Upper & Lower Compartments: Height Fixed Equally
- Locker Compartments: Height Floats

FLOOR MOUNT

WALL HUNG

CONCEALED HINGE ONLY

CONCEALED HINGE ONLY



N/A

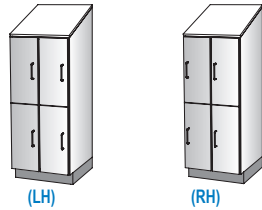
Units Pictured Are Listed in Bold.

	W:	H:	D:	MODEL #	
				LH	RH
1-Wide	13-16 (1" incr.)	59-84	13-24	61361	61261
2-Wide	18-30 (2" incr.)	59-84	13-24	61362	61262
3-Wide	27-45 (3" incr.)	59-84	13-24	61363	61263
4-Wide	36-48 (4" incr.)	59-84	13-24	61364	61264

• (2) Locker Compartments: Height Floats Equally

FLOOR MOUNT

CONCEALED HINGE ONLY

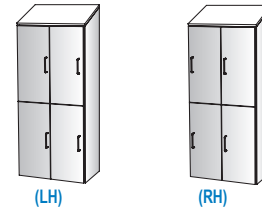


Units Pictured Are Listed in Bold.

	W:	H:	D:	MODEL #	
				LH	RH
1-Wide	13-16 (1" incr.)	49-84	13-24	61304	61204
2-Wide	18-30 (2" incr.)	49-84	13-24	61305	61205
3-Wide	27-45 (3" incr.)	49-84	13-24	61306	61206
4-Wide	36-48 (4" incr.)	49-84	13-24	61307	61207

WALL HUNG

CONCEALED HINGE ONLY



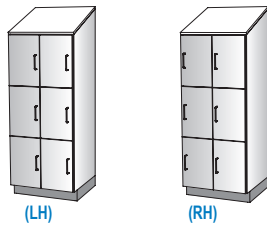
Units Pictured Are Listed in Bold.

	W:	H:	D:	MODEL #	
				LH	RH
1-Wide	13-16 (1" incr.)	53-67	13-18	61704	61604
2-Wide	18-30 (2" incr.)	53-67	13-18	61705	61605
3-Wide	27-45 (3" incr.)	53-67	13-18	61706	61606
4-Wide	36-48 (4" incr.)	53-67	13-18	61707	61607

• (3) Locker Compartments: Height Floats Equally

FLOOR MOUNT

CONCEALED HINGE ONLY

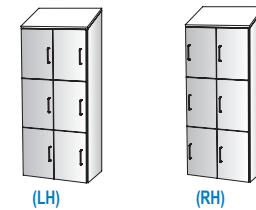


Units Pictured Are Listed in Bold.

	W:	H:	D:	MODEL #	
				LH	RH
1-Wide	13-16 (1" incr.)	59-84	13-24	61308	61208
2-Wide	18-30 (2" incr.)	59-84	13-24	61309	61209
3-Wide	27-45 (3" incr.)	59-84	13-24	61310	61210
4-Wide	36-48 (4" incr.)	59-84	13-24	61311	61211

WALL HUNG

CONCEALED HINGE ONLY



Units Pictured Are Listed in Bold.

	W:	H:	D:	MODEL #	
				LH	RH
1-Wide	13-16 (1" incr.)	53-67	13-18	61708	61608
2-Wide	18-30 (2" incr.)	53-67	13-18	61709	61609
3-Wide	27-45 (3" incr.)	53-67	13-18	61710	61610
4-Wide	36-48 (4" incr.)	53-67	13-18	61711	61611

LOCKERS – MEDICAL

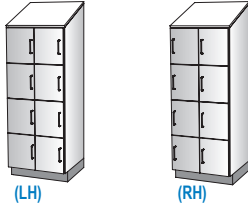
Slope Top



• (4) Locker Compartments: Height Floats Equally

FLOOR MOUNT

CONCEALED HINGE ONLY

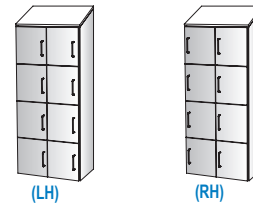


Units Pictured Are Listed in Bold.

	W:	H:	D:	MODEL #	
				LH	RH
1-Wide	13-16 (1" incr.)	72-84	13-24	61312	61212
2-Wide	18-30 (2" incr.)	72-84	13-24	61313	61213
3-Wide	27-45 (3" incr.)	72-84	13-24	61314	61214
4-Wide	36-48 (4" incr.)	72-84	13-24	61315	61215

WALL HUNG

CONCEALED HINGE ONLY



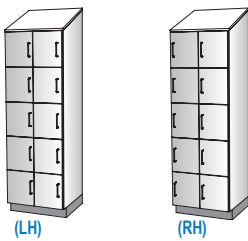
Units Pictured Are Listed in Bold.

	W:	H:	D:	MODEL #	
				LH	RH
1-Wide	13-16 (1" incr.)	53-67	13-18	61712	61612
2-Wide	18-30 (2" incr.)	53-67	13-18	61713	61613
3-Wide	27-45 (3" incr.)	53-67	13-18	61714	61614
4-Wide	36-48 (4" incr.)	53-67	13-18	61715	61615

• (5) Locker Compartments: Height Floats Equally

FLOOR MOUNT

CONCEALED HINGE ONLY

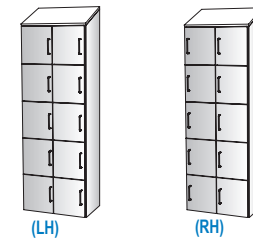


Units Pictured Are Listed in Bold.

	W:	H:	D:	MODEL #	
				LH	RH
1-Wide	13-16 (1" incr.)	78-84	13-24	61316	61216
2-Wide	18-30 (2" incr.)	78-84	13-24	61317	61217
3-Wide	27-45 (3" incr.)	78-84	13-24	61318	61218
4-Wide	36-48 (4" incr.)	78-84	13-24	61319	61219

WALL HUNG

CONCEALED HINGE ONLY



Units Pictured Are Listed in Bold.

	W:	H:	D:	MODEL #	
				LH	RH
1-Wide	13-16 (1" incr.)	67	13-18	61716	61616
2-Wide	18-30 (2" incr.)	67	13-18	61717	61617
3-Wide	27-45 (3" incr.)	67	13-18	61718	61618
4-Wide	36-48 (4" incr.)	67	13-18	61719	61619


• Z-Locker (2) Compartments: Height Floats Equally

FLOOR MOUNT

WALL HUNG

CONCEALED HINGE ONLY

CONCEALED HINGE ONLY



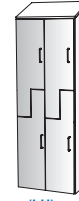
(LH)



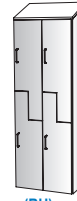
(RH)

Units Pictured Are Listed in Bold.

	W:	H:	D:	MODEL #	
				LH	RH
1-Wide	13-16 (1" incr.)	72-84	13-24	61320	61220
2-Wide	18-30 (2" incr.)	72-84	13-24	61321	61221
3-Wide	27-45 (3" incr.)	72-84	13-24	61322	61222
4-Wide	36-48 (4" incr.)	72-84	13-24	61323	61223



(LH)



(RH)

Units Pictured Are Listed in Bold.

	W:	H:	D:	MODEL #	
				LH	RH
1-Wide	13-16 (1" incr.)	67	13-18	61720	61620
2-Wide	18-30 (2" incr.)	67	13-18	61721	61621
3-Wide	27-45 (3" incr.)	67	13-18	61722	61622
4-Wide	36-48 (4" incr.)	67	13-18	61723	61623

WALL HOOK RAILS

Wall hook rails standardly have hooks equally spaced on 9" centers.
(Can specify a custom hook quantity / spacing.)

Wall Hook Rails are available with Double J (62910) or Schoolhouse (62920) hook types.

62910 DOUBLE J WALL HOOK RAILS



SA362MN

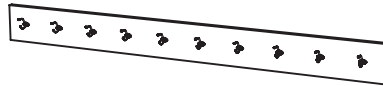


W: 12 - 96
H: 05 - 10
D: 00

62920 SCHOOLHOUSE WALL HOOK RAILS





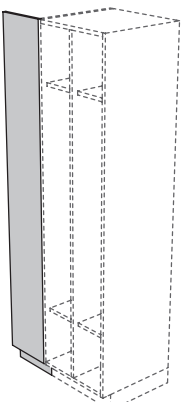
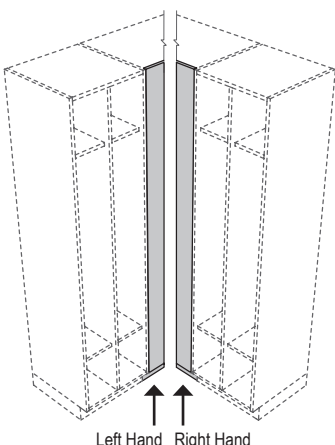
SA363MN

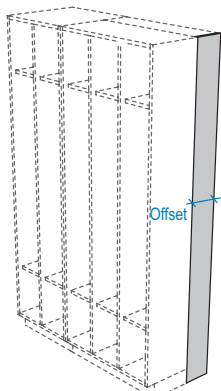
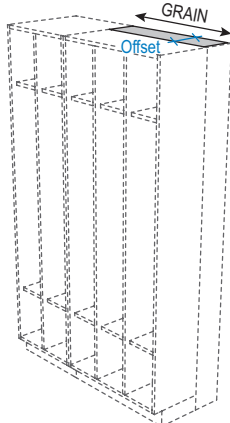
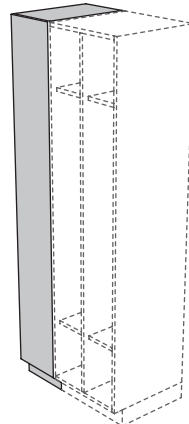


W: 12 - 96
H: 05 - 10
D: 00

RAIL WIDTH	HOOK QUANTITY
12" - 20"	2
21" - 29"	3
30" - 38"	4
39" - 47"	5
48" - 56"	6
57" - 65"	7
66" - 74"	8
75" - 83"	9
84" - 92"	10
93" - 96"	11

Installation Accessories – Flat Top

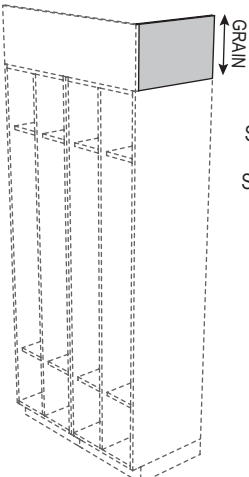
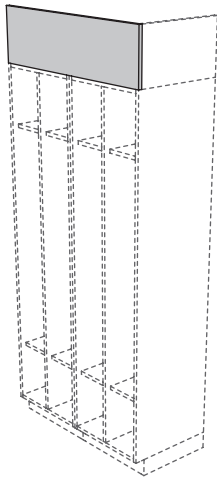
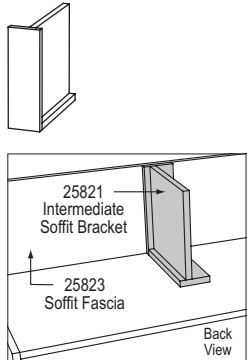
Scribe	Soffit Trim	Front Filler	Corner Filler
<p>W: 00 H: 49 - 96 D: 13 - 29</p> <p>Field Trim to Fit Actual Thickness=3/4" Actual Depth=3" Edgebanding: One Long Edge in Casebody Trim Color and Thickness</p>	<p>W: 96 H: 00 D: 03</p> <p>Field Trim to Fit Actual Thickness=3/4" Actual Depth=3" Edgebanding: One Long Edge in Casebody Trim Color and 0.5mm Thickness</p>	<p>W: 01 - 12 H: 49 - 96 D: 13 - 29</p> <p>Field Trim to Fit Edgebanding: None</p>	<p>W: 01 - 12 H: 49 - 96 D: 13 - 29</p> <p>Field Trim to Fit Depths (D) Listed are Depths of Cabinets to which Filler is Attached Edgebanding: None</p>
25803	25801	25803	25805
			


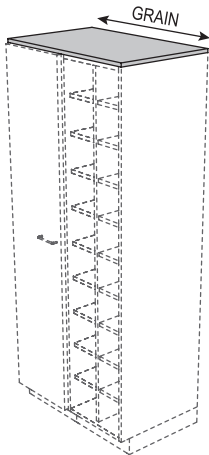
Side Filler	Top Back Closure	Front/Top Filler
<p>W: 00 H: 49 - 96 D: 04 - 24</p> <p>Field Trim to Fit Edgebanding: One Long Edge in Casebody Trim Color and Thickness</p>	<p>W: 12 - 96 H: 00 D: 04 - 24</p> <p>Field Trim to Fit Edgebanding: None</p>	<p>W: 01 - 12 H: 49 - 96 D: 13 - 29</p> <p>Field Trim to Fit Edgebanding: None</p>
25807	25810	25811
		
Shown with 25810 Top Back Closure	Shown with 25807 Side Filler	

LOCKERS

Installation Accessories – Flat Top


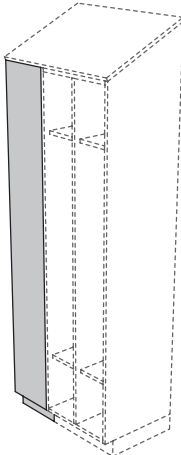
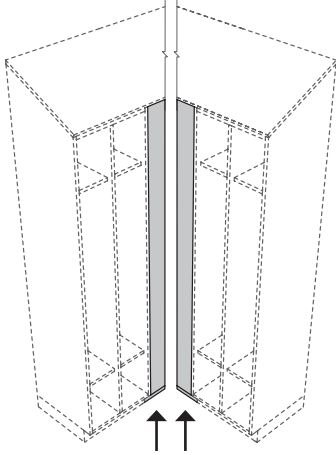
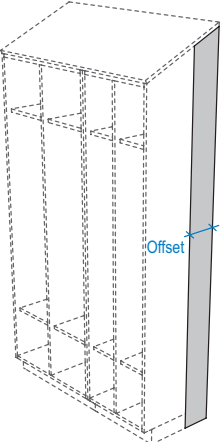
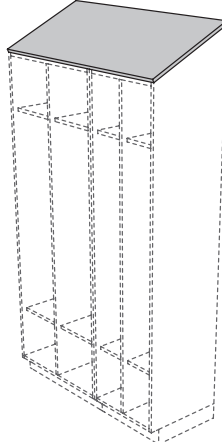
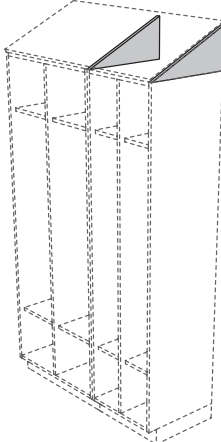


End Soffit Closure	Soffit Fascia	Intermediate Soffit Bracket
<p>W: 00 H: 12 - 25 D: 13 - 29</p> <p>Edgebanding: All Edges in Casebody Trim Color and 0.5mm Thickness</p>	<p>W: 12 - 48 Vertical Grain 12 - 96 Horizontal Grain H: 12 - 25 D: 00</p> <p>Edgebanding: Bottom and Both Side Edges in Casebody Trim Color and 0.5mm Thickness Grain Defined in Specification Group</p>	<p>W: 04 H: 12 D: 12</p> <p>Provides Added Support for 25823 Soffit Fascias Edgebanding: None</p>
<p>25820</p>  <p>Shown with 25823 Soffit Fascia</p>	<p>25823</p>  <p>Shown with 25820 End Soffit Closure</p>	<p>25821</p> 

Soffit Extension	Overlay Top
<p>W: 12 - 48 H: 06 - 34 D: 13 - 29</p> <p>Edgebanding (Box): All Edges in Casebody Trim Color and Thickness Edgebanding (Soffit Panel): All Edges in Door/Drawer Trim Color and Thickness</p>	<p>W: 12 - 96 H: 00 D: 13 - 29</p> <p>Shipped in Lengths for Field Trimming Edgebanding: Front and Side Edges in Casebody Trim Color and Thickness</p>
<p>25824</p> 	<p>25830</p> 

Installation Accessories – Slope Top


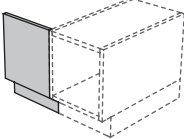
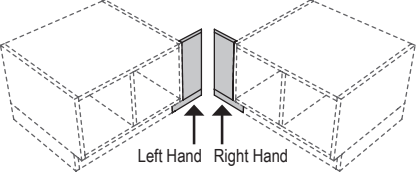
Slope top lockers require specification of added 26816 slope top cover panel for field installation.
Drawings below depict use of 26816 slope top cover panel with fillers and end wedges.

Scribe	Front Filler	Corner Filler
<p>W: 00 H: 49 - 96 D: 13 - 29</p> <p>Field Trim to Fit Actual Thickness=3/4" Actual Depth=3" Edgebanding: One Long Edge in Casebody Trim Color and Thickness</p>	<p>W: 01 - 12 H: 49 - 96 D: 13 - 29</p> <p>Field Trim to Fit Edgebanding: None</p>	<p>W: 01 - 12 H: 49 - 96 D: 13 - 29</p> <p>Field Trim to Fit Depths (D) Listed are Depths of Cabinets to which Filler is Attached Edgebanding: None</p>
25803	25803	25805
		 <p style="text-align: center;">Left Hand Right Hand</p>
Side Filler	Slope Top Cover Panel	Custom Slope Top End Wedge
<p>W: 00 H: 49 - 96 D: 04 - 24</p> <p>Field Trim to Fit Edgebanding: One Long Edge in Casebody Trim Color and Thickness</p>	<p>W: 12 - 48 Vertical Grain 12 - 96 Horizontal Grain H: 00 D: 13 - 24</p> <p>Shipped in Lengths for Field Trimming Based on Standard 25° Rise Edgebanding: Bottom and Both Side Edges in Casebody Trim Color and 0.5mm Thickness Grain Defined in Specification Group</p>	<p>Field Cut to Desired Size Provide Height of Rise Desired Edgebanding: None</p>
26807	26816	26817
		

LOCKERS

Installation Accessories – Bench



Vertical Scribe	Front Filler	Corner Filler
<p>W: 00 H: 17-54 D: 13-29</p> <p>Field Trim to Fit Actual Thickness=3/4" Actual Depth=3" Edgebanding: One Long Edge in Casebody Trim Color and Thickness</p>	<p>W: 01-12 H: 17-54 D: 13-29</p> <p>Field Trim to Fit Edgebanding: None</p>	<p>W: 01-12 H: 17-54 D: 13-29</p> <p>Field Trim to Fit Depths (D) Listed are Depths of Cabinets to which Filler is Attached Edgebanding: None</p>
10803	10803	10805
		

Side Filler
<p>W: 00 H: 17-54 D: 04-15</p> <p>Field Trim to Fit Edgebanding: One Long Edge in Casebody Trim Color and Thickness</p>
10807
