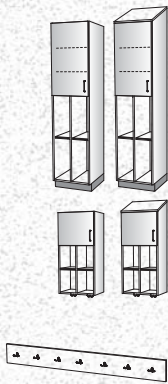


### Table of Contents

#### LOCKERS – TYPE II

Features.....	2-3
Hooks .....	4-5
Quick Reference .....	6-7
Model Number System.....	8
84H: Flat.....	9-18
Slope.....	19-28
Wall Lockers: Flat.....	29-30
Slope.....	31-32
Wall Hook Rails .....	33-37
Installation Accessories: Flat .....	38-39
Slope .....	40
Design Details .....	41



# LOCKERS – TYPE II


## Features



### TYPE II: OPEN INDIVIDUAL LOCKERS WITH UPPER STORAGE

Application of Type II is compatible with all Stevens Advantage Series. Type II includes a coordinated offering of lockers, wall lockers and wall hook rails. The overlay doors applied to the upper storage can be specified to match the overlay design of adjacent cabinetry with the same hinge, pull and dead bolt key lock options. Both flat top and slope top designs are available.

LOCKERS



WALL LOCKERS



WALL HOOK RAILS




5-KNUCKLE (5K) OVERLAY HINGE



- Patented Grade I institutional design
- Safety-tipped with non-removable pins
- 270° swing
- Overlay mounting

120° and 165° CONCEALED HINGES



- 3-way adjustment
- Self-closing
- High strength screw attachment

DEAD BOLT KEY LOCK

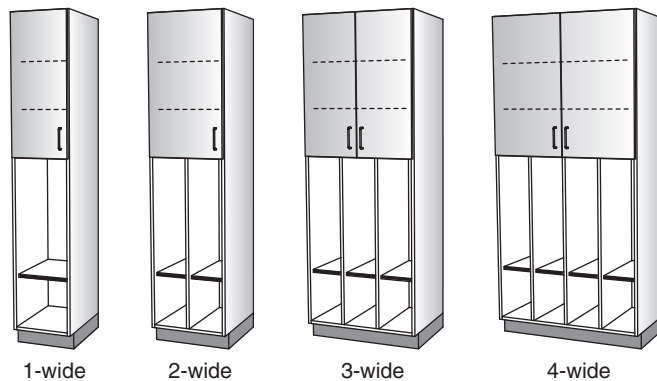


- 6-tumbler dead bolt design
- Interchangeable cores
- Stamped cores
- Option for doors with pull

### TYPE II: CABINET DIMENSIONS

Stevens Advantage lockers are designed so that all locker compartments in a cabinet are the same width. This provides the same amount of storage space for each user. As a result, some actual cabinet widths vary from those of standard casework.

ACTUAL COMPARTMENT WIDTH (in.)	NUMBER OF COMPARTMENTS WIDE	NOMINAL CABINET WIDTH (in.)	ACTUAL CABINET WIDTH (in.)
8	2	18	18-1/4
8	3	27	27
8	4	36	35-3/4
9	2	20	20-1/4
9	3	30	30
9	4	40	39-3/4
11	2	24	24-1/4
11	3	36	36
11	4	48	47-3/4
14	1	16	15-1/2
14	2	30	30-1/4
14	3	45	45
15	1	17	16-1/2
15	2	32	32-1/4
15	3	48	48



NOMINAL CABINET HEIGHT (in.)	ACTUAL CABINET HEIGHT (in.)
84	84-1/8

NOMINAL CABINET DEPTH (in.)	ACTUAL CABINET DEPTH (in.)
14	14-1/16
18	17-7/8
21	21-1/4
24	23-3/4

# LOCKERS – TYPE II

## Hooks



### STEVENS ADVANTAGE GALLERY COLLECTION HOOK STYLES

#### UNDER MOUNT

Double J Shelf  
SA364MN



Triple J Shelf  
SA365MN



Wardrobe Shelf  
SA366MN



- Powder coated nickel finish
- Formed steel and durable all-welded construction
- High strength mounting with deep thread #10 fasteners
- Offset screw mounting for full-depth fastener engagement

#### WALL MOUNT

Single J  
SA361MN



Double J  
SA362MN



Schoolhouse  
SA363MN



### STANDARD HOOK GROUPS

Locker compartments are available in 5", 7", 8", 9", 11", 14" and 15" interior widths, depending on locker design. Each width has a standard hook group offering, utilizing various Stevens Advantage Gallery Collection hook styles and combinations. Custom hook combinations may also be specified (see next page).

<b>HOOK GROUP #1</b> (1) Single J – left wall	<b>HOOK GROUP #2</b> (1) Single J – left wall (1) Single J – right wall	<b>HOOK GROUP #3</b> (1) Single J – left wall (1) Single J – right wall (1) Double J Shelf	<b>HOOK GROUP #4</b> (1) Double J – left wall (1) Double J – right wall (1) Double J Shelf	<b>HOOK GROUP #5</b> (1) Wardrobe Shelf	<b>HOOK GROUP #6</b> (1) Triple J Shelf
Standard for: • 5" compartments	Standard for: • 7" compartments • Most Type IV Lockers and Stackers	Standard for: • Most 8 <sup>7</sup> / <sub>9</sub> " compartments over 26 <sup>1</sup> / <sub>4</sub> " high	Standard for: • Most 11" compartments over 26 <sup>1</sup> / <sub>4</sub> " high	Standard for: • 14" compartments	Standard for: • Most 8 <sup>7</sup> / <sub>9</sub> "/11" compartments 26 <sup>1</sup> / <sub>4</sub> " high or less

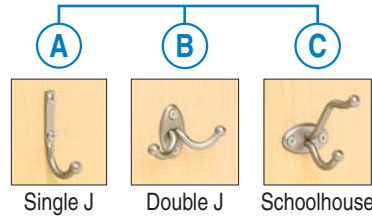
### CUSTOM HOOK PLACEMENT

**QUANTITY:** (1) hook per location

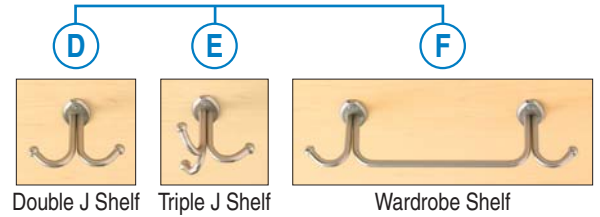
**STYLES:**

- **A** = Single J
- **B** = Double J
- **C** = Schoolhouse
- **D** = Double J Shelf
- **E** = Triple J Shelf
- **F** = Wardrobe Shelf

**FOR LEFT WALL / BACK WALL / RIGHT WALL**

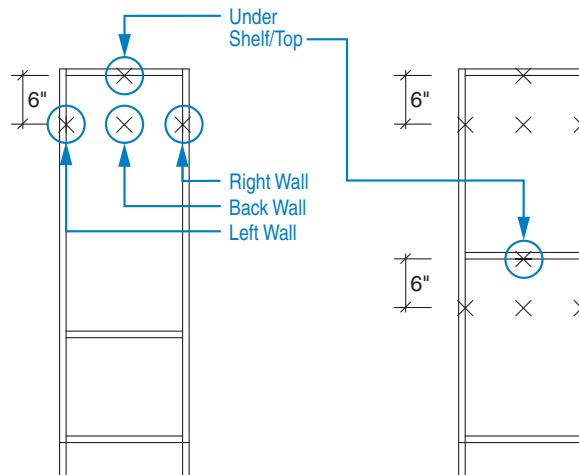


**FOR UNDER SHELF/TOP**



**LOCATIONS:**

- Left Wall
- Back Wall
- Right Wall
- Under Shelf/Top



### ORDERING CUSTOM HOOK PLACEMENT

Four 2-digit codes must be specified per cabinet, in the following sequence: **LEFT WALL, BACK WALL, RIGHT WALL, UNDER SHELF/TOP**

- 1st digit = **QUANTITY:** 1 if hook is required; 0 if hook is not required or is not available
- 2nd digit = **STYLE:**
  - A, B, C** can be selected for Left Wall, Back Wall and Right Wall locations
  - D, E, F** can be selected for Under Shelf/Top location
  - 0** if hook is not required or is not available
- If hook is not required or is not available for a particular location, the 2-digit code is **00**.
- These selections will apply to every locker within a cabinet.

**EXAMPLE:**

Left Wall	= (1) Double J	= 1B
Back Wall	= no hook	= 00
Right Wall	= (1) Double J	= 1B
Under Shelf/Top	= (1) Double J Shelf	= 1D

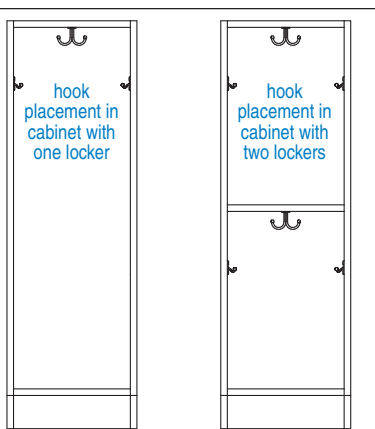
**CODE = 1B 00 1B 1D**

Left Wall

Back Wall

Right Wall

Under Shelf/Top

hook placement in cabinet with one locker

hook placement in cabinet with two lockers

# LOCKERS – TYPE II



## Quick Reference – Flat

Lockers shown are 2-compartment-wide configurations.  
All available configurations are shown on the noted product pages.

**84H**



**68412** (p.9)



**68422** (p.10)



**68432** (p.11)



**68442** (p.12)



**68452** (p.13)



**68522** (p.14)



**68532** (p.15)



**68542** (p.16)



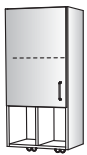
**68552** (p.17)



**68562** (p.18)

## Wall Lockers

**42H**



**68852** (p.29)

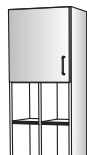


**68862** (p.30)

**47H**



**68852** (p.29)



**68862** (p.30)

## Quick Reference – Slope

Lockers shown are 2-compartment-wide configurations.  
All available configurations are shown on the noted product pages.

**84H**



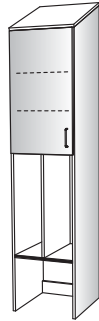
**69412** (p.19)



**69422** (p.20)



**69432** (p.21)



**69442** (p.22)



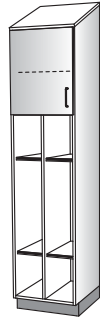
**69452** (p.23)



**69522** (p.24)



**69532** (p.25)



**69542** (p.26)



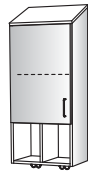
**69552** (p.27)



**69562** (p.28)

## Wall Lockers

**42H**



**69852** (p.31)



**69862** (p.32)

**47H**



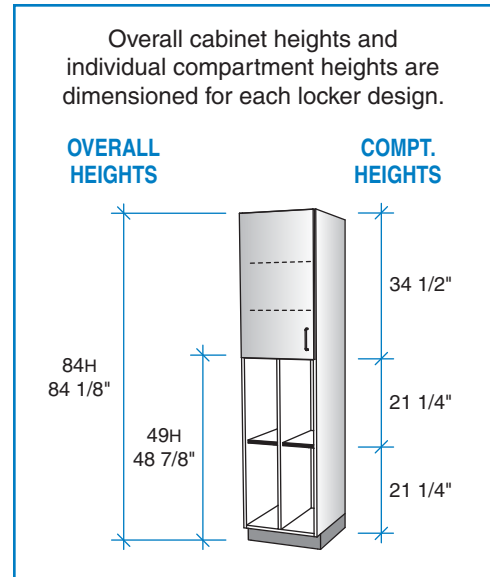
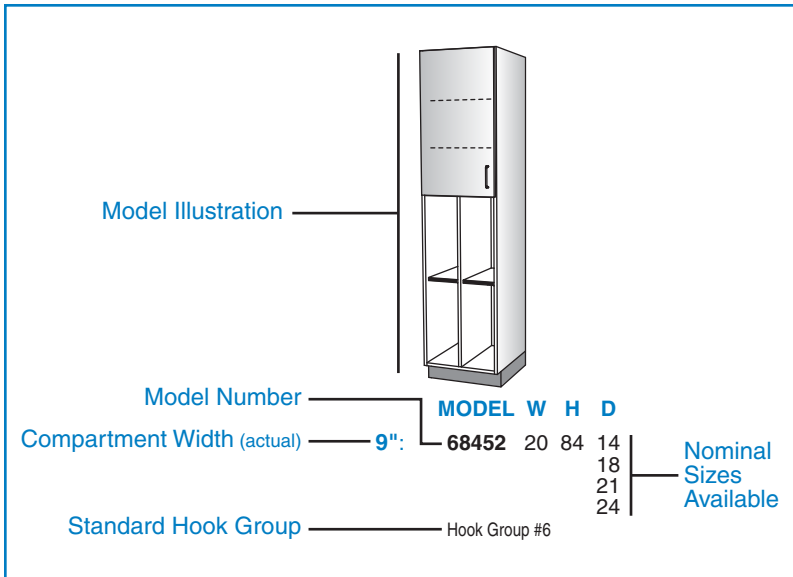
**69852** (p.31)



**69862** (p.32)

# LOCKERS – TYPE II

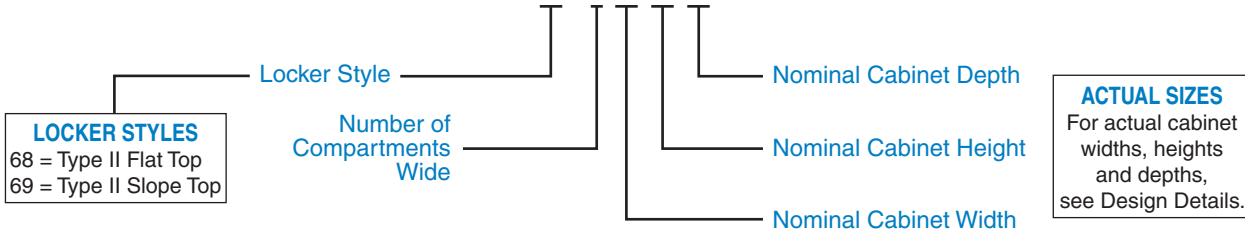
## Model Number System



### MODEL NUMBER DEFINED

Lockers are defined using the 5-digit model number associated with the design illustration. The complete unit definition requires the width, height, and depth suffix to properly identify the locker desired.

**EXAMPLE:** 68452 20 84 21

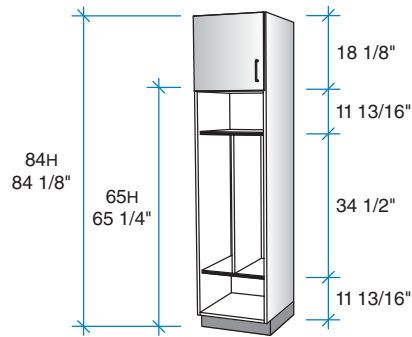




### HOW TO ORDER

To order a locker, provide the model number, followed by the desired nominal width, nominal height, and nominal depth, chosen from the available sizes listed.

For example, to order a 62452 locker that has 9"-wide compartments and is 84" high by 21" deep, specify:  
68452208421

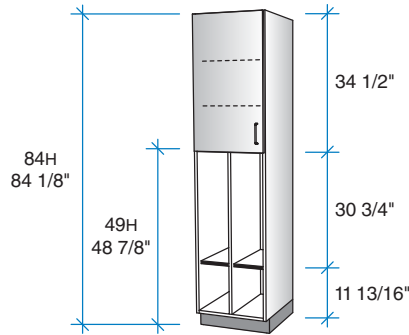



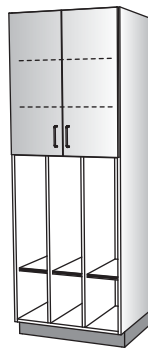
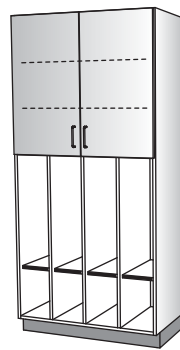
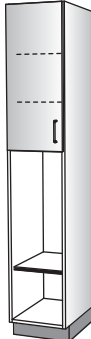

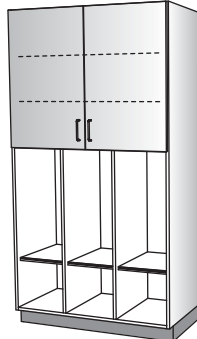


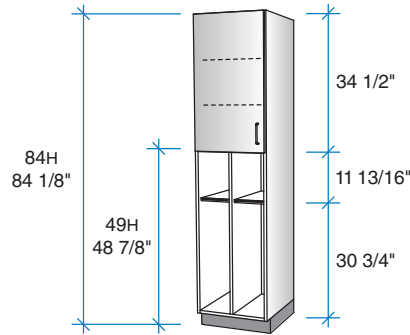
Compt. Widths	2-wide	4-wide
8" 9" 11"	 <p><b>MODEL W H D</b> 8": <b>68412</b> 18 84 14 18 21 24 Hook Group #3</p>	 <p><b>MODEL W H D</b> 8": <b>68414</b> 36 84 14 18 21 24 Hook Group #3</p>
	<p><b>9": 68412</b> 20 84 14 18 21 24 Hook Group #3</p>	<p><b>9": 68414</b> 40 84 14 18 21 24 Hook Group #3</p>
	<p><b>11": 68412</b> 24 84 14 18 21 24 Hook Group #4</p>	<p><b>11": 68414</b> 48 84 14 18 21 24 Hook Group #4</p>






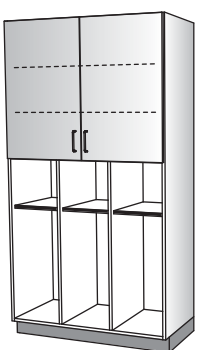
# LOCKERS – TYPE II

84H – Flat



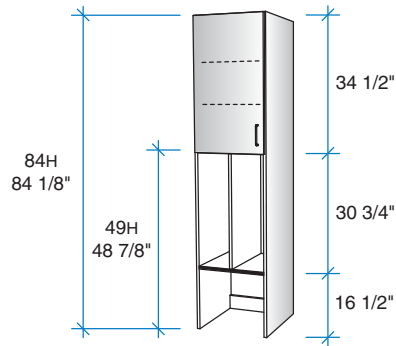
Compt. Widths	1-wide	2-wide	3-wide	4-wide
8" 9" 11"		 <p><b>MODEL W H D</b> 8": <b>68422</b> 18 84 14 18 21 24</p> <p>Hook Group #3</p> <p>9": <b>68422</b> 20 84 14 18 21 24</p> <p>Hook Group #3</p> <p>11": <b>68422</b> 24 84 14 18 21 24</p> <p>Hook Group #4</p>	 <p><b>MODEL W H D</b> 8": <b>68423</b> 27 84 14 18 21 24</p> <p>Hook Group #3</p> <p>9": <b>68423</b> 30 84 14 18 21 24</p> <p>Hook Group #3</p> <p>11": <b>68423</b> 36 84 14 18 21 24</p> <p>Hook Group #4</p>	 <p><b>MODEL W H D</b> 8": <b>68424</b> 36 84 14 18 21 24</p> <p>Hook Group #3</p> <p>9": <b>68424</b> 40 84 14 18 21 24</p> <p>Hook Group #3</p> <p>11": <b>68424</b> 48 84 14 18 21 24</p> <p>Hook Group #4</p>
14"	 <p><b>MODEL W H D</b> 14": <b>68421</b> 16 84 14 18 21 24</p> <p>Hook Group #5</p>	 <p><b>MODEL W H D</b> 14": <b>68422</b> 30 84 14 18 21 24</p> <p>Hook Group #5</p>	 <p><b>MODEL W H D</b> 14": <b>68423</b> 45 84 14 18 21 24</p> <p>Hook Group #5</p>	


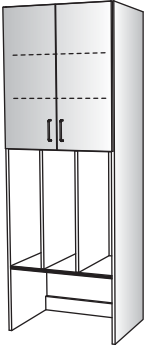


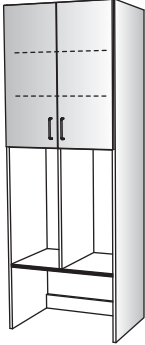
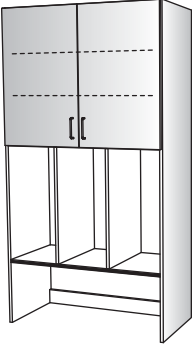


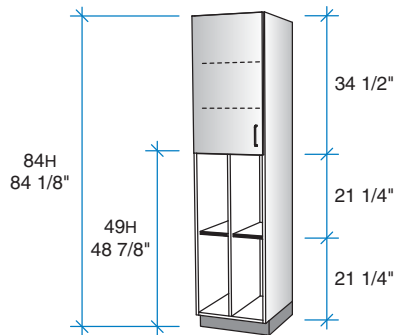
Compt. Widths	1-wide	2-wide	3-wide	4-wide
8" 9" 11"		 <p><b>MODEL W H D</b> 8": <b>68432</b> 18 84 14 18 21 24 Hook Group #3</p> <p>9": <b>68432</b> 20 84 14 18 21 24 Hook Group #3</p> <p>11": <b>68432</b> 24 84 14 18 21 24 Hook Group #4</p>	 <p><b>MODEL W H D</b> 8": <b>68433</b> 27 84 14 18 21 24 Hook Group #3</p> <p>9": <b>68433</b> 30 84 14 18 21 24 Hook Group #3</p> <p>11": <b>68433</b> 36 84 14 18 21 24 Hook Group #4</p>	 <p><b>MODEL W H D</b> 8": <b>68434</b> 36 84 14 18 21 24 Hook Group #3</p> <p>9": <b>68434</b> 40 84 14 18 21 24 Hook Group #3</p> <p>11": <b>68434</b> 48 84 14 18 21 24 Hook Group #4</p>
14"	 <p><b>MODEL W H D</b> 14": <b>68431</b> 16 84 14 18 21 24 Hook Group #5</p>	 <p><b>MODEL W H D</b> 14": <b>68432</b> 30 84 14 18 21 24 Hook Group #5</p>	 <p><b>MODEL W H D</b> 14": <b>68433</b> 45 84 14 18 21 24 Hook Group #5</p>	



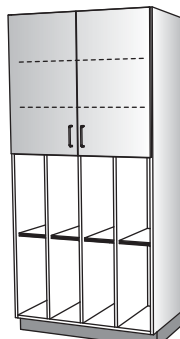

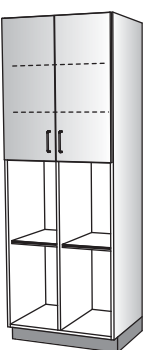
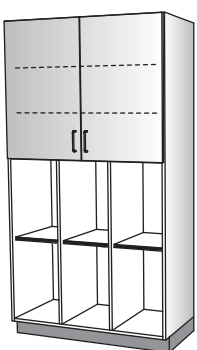
# LOCKERS – TYPE II

84H – Flat



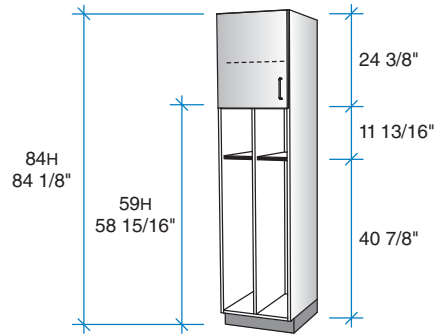
Compt. Widths	1-wide	2-wide	3-wide	4-wide
8" 9" 11"		 <p><b>MODEL W H D</b> 8": <b>68442</b> 18 84 14 18 21 24 Hook Group #3</p> <p>9": <b>68442</b> 20 84 14 18 21 24 Hook Group #3</p> <p>11": <b>68442</b> 24 84 14 18 21 24 Hook Group #4</p>	 <p><b>MODEL W H D</b> 8": <b>68443</b> 27 84 14 18 21 24 Hook Group #3</p> <p>9": <b>68443</b> 30 84 14 18 21 24 Hook Group #3</p> <p>11": <b>68443</b> 36 84 14 18 21 24 Hook Group #4</p>	 <p><b>MODEL W H D</b> 8": <b>68444</b> 36 84 14 18 21 24 Hook Group #3</p> <p>9": <b>68444</b> 40 84 14 18 21 24 Hook Group #3</p> <p>11": <b>68444</b> 48 84 14 18 21 24 Hook Group #4</p>
14"	 <p><b>MODEL W H D</b> 14": <b>68441</b> 16 84 14 18 21 24 Hook Group #5</p>	 <p><b>MODEL W H D</b> 14": <b>68442</b> 30 84 14 18 21 24 Hook Group #5</p>	 <p><b>MODEL W H D</b> 14": <b>68443</b> 45 84 14 18 21 24 Hook Group #5</p>	





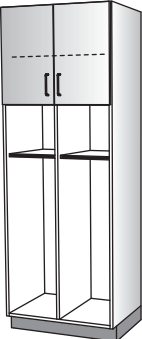



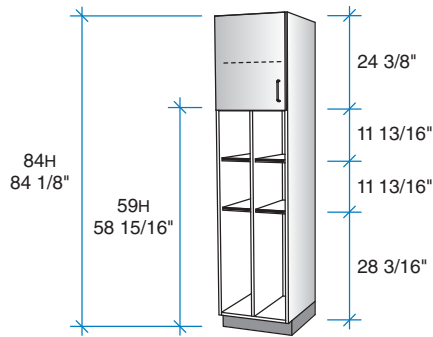
Compt. Widths	1-wide	2-wide	3-wide	4-wide
8" 9" 11"		 <p><b>MODEL W H D</b> 8": <b>68452</b> 18 84 14 18 21 24 Hook Group #6</p> <p>9": <b>68452</b> 20 84 14 18 21 24 Hook Group #6</p> <p>11": <b>68452</b> 24 84 14 18 21 24 Hook Group #6</p>	 <p><b>MODEL W H D</b> 8": <b>68453</b> 27 84 14 18 21 24 Hook Group #6</p> <p>9": <b>68453</b> 30 84 14 18 21 24 Hook Group #6</p> <p>11": <b>68453</b> 36 84 14 18 21 24 Hook Group #6</p>	 <p><b>MODEL W H D</b> 8": <b>68454</b> 36 84 14 18 21 24 Hook Group #6</p> <p>9": <b>68454</b> 40 84 14 18 21 24 Hook Group #6</p> <p>11": <b>68454</b> 48 84 14 18 21 24 Hook Group #6</p>
14"	 <p><b>MODEL W H D</b> 14": <b>68451</b> 16 84 14 18 21 24 Hook Group #5</p>	 <p><b>MODEL W H D</b> 14": <b>68452</b> 30 84 14 18 21 24 Hook Group #5</p>	 <p><b>MODEL W H D</b> 14": <b>68453</b> 45 84 14 18 21 24 Hook Group #5</p>	







# LOCKERS – TYPE II

84H – Flat



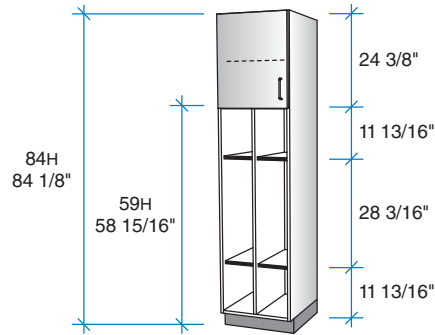
Compt. Widths	1-wide	2-wide	3-wide	4-wide
8" 9" 11"		 <p><b>MODEL W H D</b> 8": <b>68522</b> 18 84 14 18 21 24</p> <p>Hook Group #3</p> <p>9": <b>68522</b> 20 84 14 18 21 24</p> <p>Hook Group #3</p> <p>11": <b>68522</b> 24 84 14 18 21 24</p> <p>Hook Group #4</p>	 <p><b>MODEL W H D</b> 8": <b>68523</b> 27 84 14 18 21 24</p> <p>Hook Group #3</p> <p>9": <b>68523</b> 30 84 14 18 21 24</p> <p>Hook Group #3</p> <p>11": <b>68523</b> 36 84 14 18 21 24</p> <p>Hook Group #4</p>	 <p><b>MODEL W H D</b> 8": <b>68524</b> 36 84 14 18 21 24</p> <p>Hook Group #3</p> <p>9": <b>68524</b> 40 84 14 18 21 24</p> <p>Hook Group #3</p> <p>11": <b>68524</b> 48 84 14 18 21 24</p> <p>Hook Group #4</p>
14"	 <p><b>MODEL W H D</b> 14": <b>68521</b> 16 84 14 18 21 24</p> <p>Hook Group #5</p>	 <p><b>MODEL W H D</b> 14": <b>68522</b> 30 84 14 18 21 24</p> <p>Hook Group #5</p>	 <p><b>MODEL W H D</b> 14": <b>68523</b> 45 84 14 18 21 24</p> <p>Hook Group #5</p>	





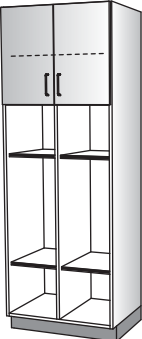



Compt. Widths	1-wide	2-wide	3-wide	4-wide
8" 9" 11"		 <p><b>MODEL W H D</b> 8": <b>68532</b> 18 84 14 18 21 24 Hook Group #3</p> <p>9": <b>68532</b> 20 84 14 18 21 24 Hook Group #3</p> <p>11": <b>68532</b> 24 84 14 18 21 24 Hook Group #4</p>	 <p><b>MODEL W H D</b> 8": <b>68533</b> 27 84 14 18 21 24 Hook Group #3</p> <p>9": <b>68533</b> 30 84 14 18 21 24 Hook Group #3</p> <p>11": <b>68533</b> 36 84 14 18 21 24 Hook Group #4</p>	 <p><b>MODEL W H D</b> 8": <b>68534</b> 36 84 14 18 21 24 Hook Group #3</p> <p>9": <b>68534</b> 40 84 14 18 21 24 Hook Group #3</p> <p>11": <b>68534</b> 48 84 14 18 21 24 Hook Group #4</p>
14"	 <p><b>MODEL W H D</b> 14": <b>68531</b> 16 84 14 18 21 24 Hook Group #5</p>	 <p><b>MODEL W H D</b> 14": <b>68532</b> 30 84 14 18 21 24 Hook Group #5</p>	 <p><b>MODEL W H D</b> 14": <b>68533</b> 45 84 14 18 21 24 Hook Group #5</p>	

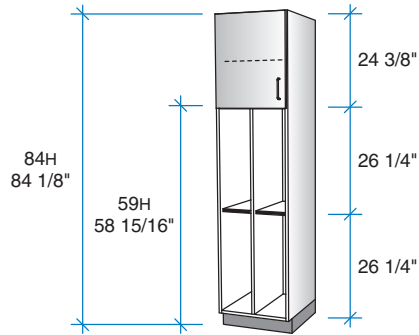
# LOCKERS – TYPE II




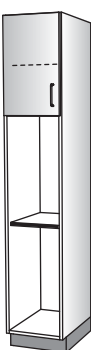
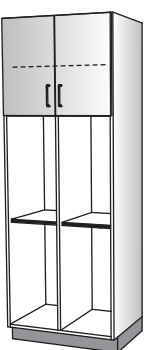

84H – Flat



Compt. Widths	1-wide	2-wide	3-wide	4-wide
8" 9" 11"		 <p><b>MODEL W H D</b> 8": 68542 18 84 14 18 21 24</p> <p>Hook Group #3</p> <p>9": 68542 20 84 14 18 21 24</p> <p>Hook Group #3</p> <p>11": 68542 24 84 14 18 21 24</p> <p>Hook Group #4</p>	 <p><b>MODEL W H D</b> 8": 68543 27 84 14 18 21 24</p> <p>Hook Group #3</p> <p>9": 68543 30 84 14 18 21 24</p> <p>Hook Group #3</p> <p>11": 68543 36 84 14 18 21 24</p> <p>Hook Group #4</p>	 <p><b>MODEL W H D</b> 8": 68544 36 84 14 18 21 24</p> <p>Hook Group #3</p> <p>9": 68544 40 84 14 18 21 24</p> <p>Hook Group #3</p> <p>11": 68544 48 84 14 18 21 24</p> <p>Hook Group #4</p>
14"	 <p><b>MODEL W H D</b> 14": 68541 16 84 14 18 21 24</p> <p>Hook Group #5</p>	 <p><b>MODEL W H D</b> 14": 68542 30 84 14 18 21 24</p> <p>Hook Group #5</p>	 <p><b>MODEL W H D</b> 14": 68543 45 84 14 18 21 24</p> <p>Hook Group #5</p>	

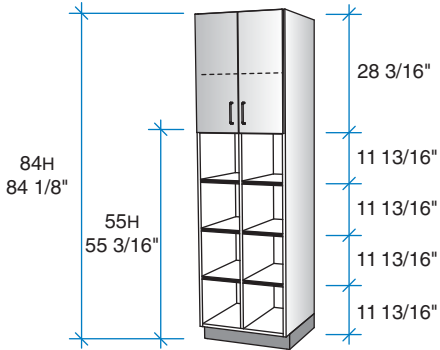




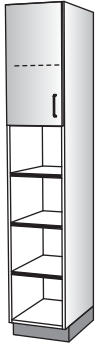


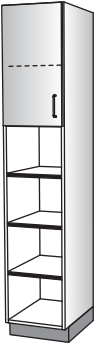
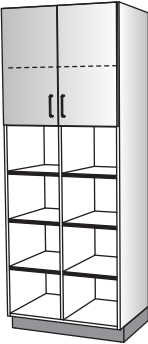



Compt. Widths	1-wide	2-wide	3-wide	4-wide
8" 9" 11"		 <p><b>MODEL W H D</b> 8": <b>68552</b> 18 84 14 18 21 24 Hook Group #6</p> <p>9": <b>68552</b> 20 84 14 18 21 24 Hook Group #6</p> <p>11": <b>68552</b> 24 84 14 18 21 24 Hook Group #6</p>	 <p><b>MODEL W H D</b> 8": <b>68553</b> 27 84 14 18 21 24 Hook Group #6</p> <p>9": <b>68553</b> 30 84 14 18 21 24 Hook Group #6</p> <p>11": <b>68553</b> 36 84 14 18 21 24 Hook Group #6</p>	 <p><b>MODEL W H D</b> 8": <b>68554</b> 36 84 14 18 21 24 Hook Group #6</p> <p>9": <b>68554</b> 40 84 14 18 21 24 Hook Group #6</p> <p>11": <b>68554</b> 48 84 14 18 21 24 Hook Group #6</p>
14"	 <p><b>MODEL W H D</b> 14": <b>68551</b> 16 84 14 18 21 24 Hook Group #5</p>	 <p><b>MODEL W H D</b> 14": <b>68552</b> 30 84 14 18 21 24 Hook Group #5</p>	 <p><b>MODEL W H D</b> 14": <b>68553</b> 45 84 14 18 21 24 Hook Group #5</p>	

# LOCKERS – TYPE II

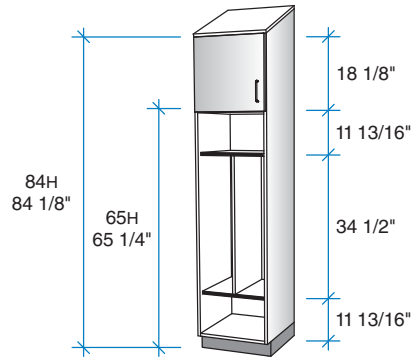
84H – Flat





Compt. Widths	1-wide	2-wide	3-wide
11"		 <b>MODEL W H D</b> 11": 68562 24 84 14 18 21 24	 <b>MODEL W H D</b> 11": 68563 36 84 14 18 21 24
14"	 <b>MODEL W H D</b> 14": 68561 16 84 14 18 21 24	 <b>MODEL W H D</b> 14": 68562 30 84 14 18 21 24	 <b>MODEL W H D</b> 14": 68563 45 84 14 18 21 24
15"	 <b>MODEL W H D</b> 15": 68561 17 84 14 18 21 24	 <b>MODEL W H D</b> 15": 68562 32 84 14 18 21 24	 <b>MODEL W H D</b> 15": 68563 48 84 14 18 21 24

## 84H – Slope

Slope top lockers require specification of added 26816 slope top cover panel for field installation.

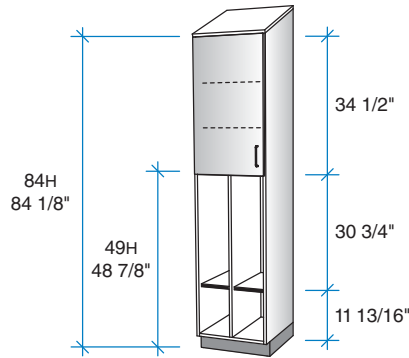



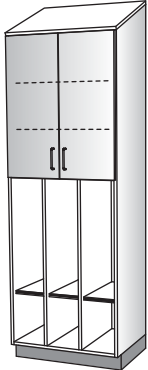
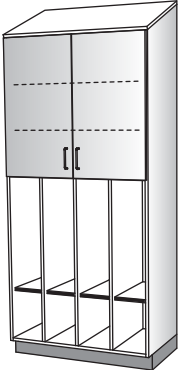

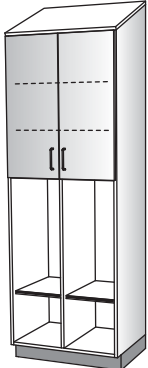
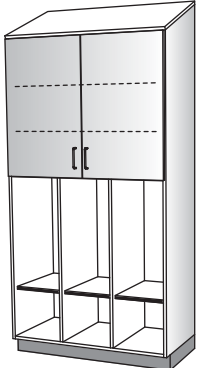
Compt. Widths	2-wide	4-wide		
8" 9" 11"				
			<p><b>MODEL W H D</b></p> <p><b>8": 69412 18 84 14</b></p> <p>18</p> <p>21</p> <p>24</p> <p>Hook Group #3</p>	<p><b>MODEL W H D</b></p> <p><b>8": 69414 36 84 14</b></p> <p>18</p> <p>21</p> <p>24</p> <p>Hook Group #3</p>
			<p><b>9": 69412 20 84 14</b></p> <p>18</p> <p>21</p> <p>24</p> <p>Hook Group #3</p>	<p><b>9": 69414 40 84 14</b></p> <p>18</p> <p>21</p> <p>24</p> <p>Hook Group #3</p>
	<p><b>11": 69412 24 84 14</b></p> <p>18</p> <p>21</p> <p>24</p> <p>Hook Group #4</p>	<p><b>11": 69414 48 84 14</b></p> <p>18</p> <p>21</p> <p>24</p> <p>Hook Group #4</p>		

# LOCKERS – TYPE II

## 84H – Slope

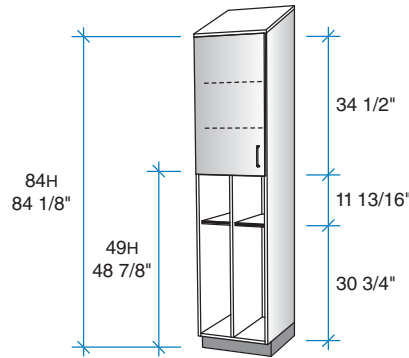
Slope top lockers require specification of added 26816 slope top cover panel for field installation.



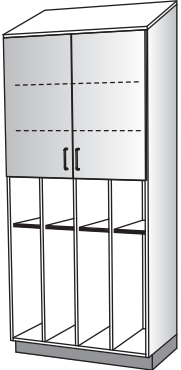

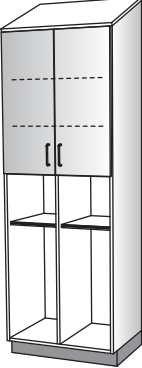
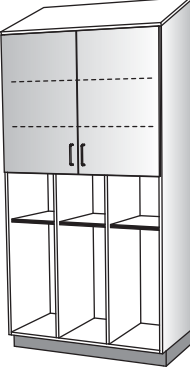


Compt. Widths	1-wide	2-wide	3-wide	4-wide
8" 9" 11"		 <b>MODEL W H D</b> <b>8": 69422</b> 18 84 14 18 21 24 Hook Group #3 <b>9": 69422</b> 20 84 14 18 21 24 Hook Group #3 <b>11": 69422</b> 24 84 14 18 21 24 Hook Group #4	 <b>MODEL W H D</b> <b>8": 69423</b> 27 84 14 18 21 24 Hook Group #3 <b>9": 69423</b> 30 84 14 18 21 24 Hook Group #3 <b>11": 69423</b> 36 84 14 18 21 24 Hook Group #4	 <b>MODEL W H D</b> <b>8": 69424</b> 36 84 14 18 21 24 Hook Group #3 <b>9": 69424</b> 40 84 14 18 21 24 Hook Group #3 <b>11": 69424</b> 48 84 14 18 21 24 Hook Group #4
14"	 <b>MODEL W H D</b> <b>14": 69421</b> 16 84 14 18 21 24 Hook Group #5	 <b>MODEL W H D</b> <b>14": 69422</b> 30 84 14 18 21 24 Hook Group #5	 <b>MODEL W H D</b> <b>14": 69423</b> 45 84 14 18 21 24 Hook Group #5	

## 84H – Slope

Slope top lockers require specification of added 26816 slope top cover panel for field installation.

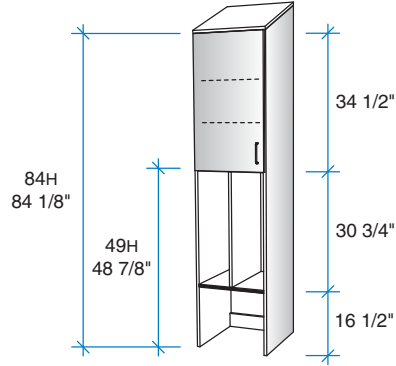


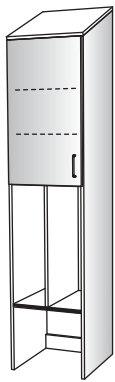
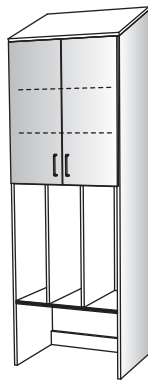
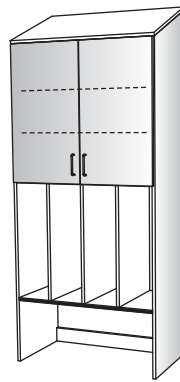

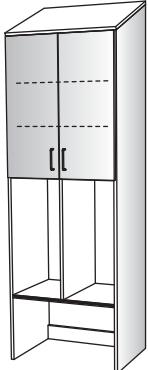
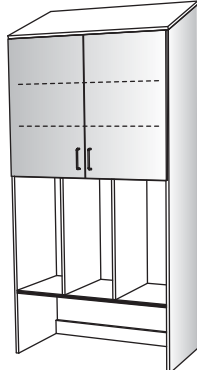
Compt. Widths	1-wide	2-wide	3-wide	4-wide
8" 9" 11"		 <p><b>MODEL W H D</b> <b>8": 69432</b> 18 84 14 18 21 24</p> <p>Hook Group #3</p> <p><b>9": 69432</b> 20 84 14 18 21 24</p> <p>Hook Group #3</p> <p><b>11": 69432</b> 24 84 14 18 21 24</p> <p>Hook Group #4</p>	 <p><b>MODEL W H D</b> <b>8": 69433</b> 27 84 14 18 21 24</p> <p>Hook Group #3</p> <p><b>9": 69433</b> 30 84 14 18 21 24</p> <p>Hook Group #3</p> <p><b>11": 69433</b> 36 84 14 18 21 24</p> <p>Hook Group #4</p>	 <p><b>MODEL W H D</b> <b>8": 69434</b> 36 84 14 18 21 24</p> <p>Hook Group #3</p> <p><b>9": 69434</b> 40 84 14 18 21 24</p> <p>Hook Group #3</p> <p><b>11": 69434</b> 48 84 14 18 21 24</p> <p>Hook Group #4</p>
14"	 <p><b>MODEL W H D</b> <b>14": 69431</b> 16 84 14 18 21 24</p> <p>Hook Group #5</p>	 <p><b>MODEL W H D</b> <b>14": 69432</b> 30 84 14 18 21 24</p> <p>Hook Group #5</p>	 <p><b>MODEL W H D</b> <b>14": 69433</b> 45 84 14 18 21 24</p> <p>Hook Group #5</p>	

# LOCKERS – TYPE II

## 84H – Slope

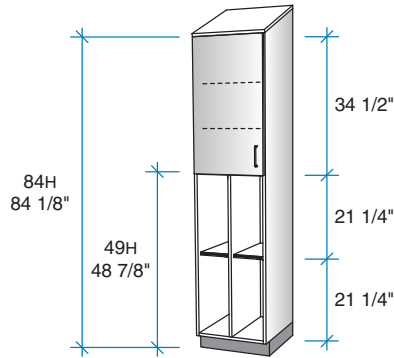
Slope top lockers require specification of added 26816 slope top cover panel for field installation.


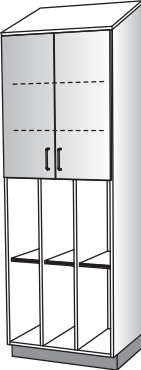


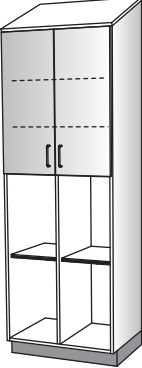
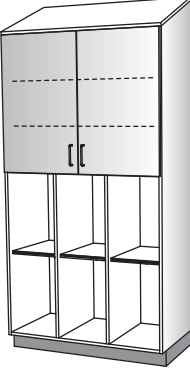


Compt. Widths	1-wide	2-wide	3-wide	4-wide
8" 9" 11"		 <p><b>MODEL W H D</b>  <b>8": 69442</b> 18 84 14                      18                      21                      24                      Hook Group #3</p> <p><b>9": 69442</b> 20 84 14                      18                      21                      24                      Hook Group #3</p> <p><b>11": 69442</b> 24 84 14                      18                      21                      24                      Hook Group #4</p>	 <p><b>MODEL W H D</b>  <b>8": 69443</b> 27 84 14                      18                      21                      24                      Hook Group #3</p> <p><b>9": 69443</b> 30 84 14                      18                      21                      24                      Hook Group #3</p> <p><b>11": 69443</b> 36 84 14                      18                      21                      24                      Hook Group #4</p>	 <p><b>MODEL W H D</b>  <b>8": 69444</b> 36 84 14                      18                      21                      24                      Hook Group #3</p> <p><b>9": 69444</b> 40 84 14                      18                      21                      24                      Hook Group #3</p> <p><b>11": 69444</b> 48 84 14                      18                      21                      24                      Hook Group #4</p>
14"	 <p><b>MODEL W H D</b>  <b>14": 69441</b> 16 84 14                      18                      21                      24                      Hook Group #5</p>	 <p><b>MODEL W H D</b>  <b>14": 69442</b> 30 84 14                      18                      21                      24                      Hook Group #5</p>	 <p><b>MODEL W H D</b>  <b>14": 69443</b> 45 84 14                      18                      21                      24                      Hook Group #5</p>	

## 84H – Slope

Slope top lockers require specification of added 26816 slope top cover panel for field installation.

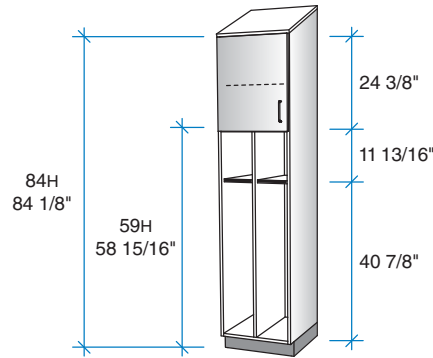







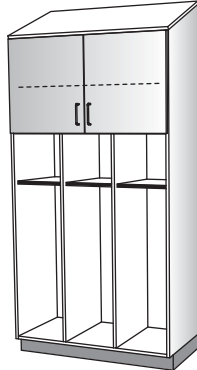
Compt. Widths	1-wide	2-wide	3-wide	4-wide
8" 9" 11"		 <p><b>MODEL W H D</b> <b>8": 69452</b> 18 84 14 18 21 24</p> <p>Hook Group #6</p> <p><b>9": 69452</b> 20 84 14 18 21 24</p> <p>Hook Group #6</p> <p><b>11": 69452</b> 24 84 14 18 21 24</p> <p>Hook Group #6</p>	 <p><b>MODEL W H D</b> <b>8": 69453</b> 27 84 14 18 21 24</p> <p>Hook Group #6</p> <p><b>9": 69453</b> 30 84 14 18 21 24</p> <p>Hook Group #6</p> <p><b>11": 69453</b> 36 84 14 18 21 24</p> <p>Hook Group #6</p>	 <p><b>MODEL W H D</b> <b>8": 69454</b> 36 84 14 18 21 24</p> <p>Hook Group #6</p> <p><b>9": 69454</b> 40 84 14 18 21 24</p> <p>Hook Group #6</p> <p><b>11": 69454</b> 48 84 14 18 21 24</p> <p>Hook Group #6</p>
14"	 <p><b>MODEL W H D</b> <b>14": 69451</b> 16 84 14 18 21 24</p> <p>Hook Group #5</p>	 <p><b>MODEL W H D</b> <b>14": 69452</b> 30 84 14 18 21 24</p> <p>Hook Group #5</p>	 <p><b>MODEL W H D</b> <b>14": 69453</b> 45 84 14 18 21 24</p> <p>Hook Group #5</p>	

# LOCKERS – TYPE II

## 84H – Slope

Slope top lockers require specification of added 26816 slope top cover panel for field installation.

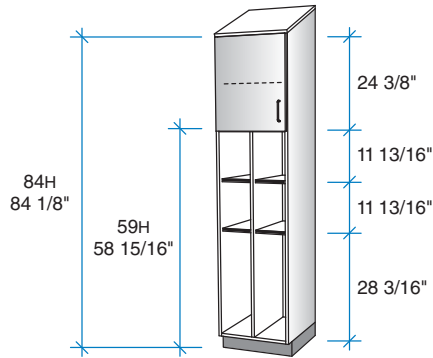








Compt. Widths	1-wide	2-wide	3-wide	4-wide
8" 9" 11"		 <p><b>MODEL W H D</b>  <b>8": 69522</b> 18 84 14                      18                      21                      24                      Hook Group #3</p> <p><b>9": 69522</b> 20 84 14                      18                      21                      24                      Hook Group #3</p> <p><b>11": 69522</b> 24 84 14                      18                      21                      24                      Hook Group #4</p>	 <p><b>MODEL W H D</b>  <b>8": 69523</b> 27 84 14                      18                      21                      24                      Hook Group #3</p> <p><b>9": 69523</b> 30 84 14                      18                      21                      24                      Hook Group #3</p> <p><b>11": 69523</b> 36 84 14                      18                      21                      24                      Hook Group #4</p>	 <p><b>MODEL W H D</b>  <b>8": 69524</b> 36 84 14                      18                      21                      24                      Hook Group #3</p> <p><b>9": 69524</b> 40 84 14                      18                      21                      24                      Hook Group #3</p> <p><b>11": 69524</b> 48 84 14                      18                      21                      24                      Hook Group #4</p>
14"	 <p><b>MODEL W H D</b>  <b>14": 69521</b> 16 84 14                      18                      21                      24                      Hook Group #5</p>	 <p><b>MODEL W H D</b>  <b>14": 69522</b> 30 84 14                      18                      21                      24                      Hook Group #5</p>	 <p><b>MODEL W H D</b>  <b>14": 69523</b> 45 84 14                      18                      21                      24                      Hook Group #5</p>	



## 84H – Slope

Slope top lockers require specification of added 26816 slope top cover panel for field installation.

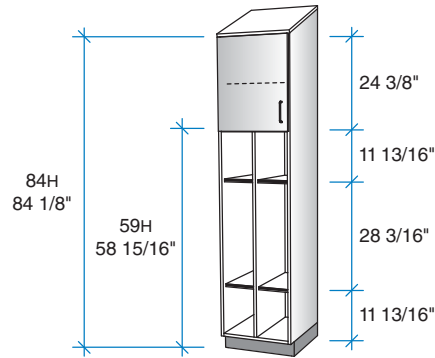






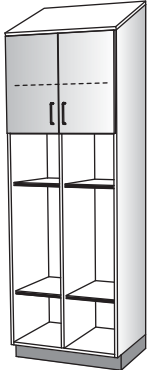

Compt. Widths	1-wide	2-wide	3-wide	4-wide
8" 9" 11"		 <p><b>MODEL W H D</b> 8": 69532 18 84 14 18 21 24</p> <p>Hook Group #3</p> <p>9": 69532 20 84 14 18 21 24</p> <p>Hook Group #3</p> <p>11": 69532 24 84 14 18 21 24</p> <p>Hook Group #4</p>	 <p><b>MODEL W H D</b> 8": 69533 27 84 14 18 21 24</p> <p>Hook Group #3</p> <p>9": 69533 30 84 14 18 21 24</p> <p>Hook Group #3</p> <p>11": 69533 36 84 14 18 21 24</p> <p>Hook Group #4</p>	 <p><b>MODEL W H D</b> 8": 69534 36 84 14 18 21 24</p> <p>Hook Group #3</p> <p>9": 69534 40 84 14 18 21 24</p> <p>Hook Group #3</p> <p>11": 69534 48 84 14 18 21 24</p> <p>Hook Group #4</p>
14"	 <p><b>MODEL W H D</b> 14": 69531 16 84 14 18 21 24</p> <p>Hook Group #5</p>	 <p><b>MODEL W H D</b> 14": 69532 30 84 14 18 21 24</p> <p>Hook Group #5</p>	 <p><b>MODEL W H D</b> 14": 69533 45 84 14 18 21 24</p> <p>Hook Group #5</p>	

# LOCKERS – TYPE II

## 84H – Slope

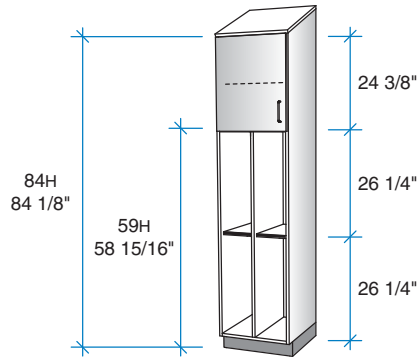
Slope top lockers require specification of added 26816 slope top cover panel for field installation.









Compt. Widths	1-wide	2-wide	3-wide	4-wide
8" 9" 11"		 <p><b>MODEL W H D</b>  <b>8": 69542</b> 18 84 14                      18                      21                      24                      Hook Group #3</p> <p><b>9": 69542</b> 20 84 14                      18                      21                      24                      Hook Group #3</p> <p><b>11": 69542</b> 24 84 14                      18                      21                      24                      Hook Group #4</p>	 <p><b>MODEL W H D</b>  <b>8": 69543</b> 27 84 14                      18                      21                      24                      Hook Group #3</p> <p><b>9": 69543</b> 30 84 14                      18                      21                      24                      Hook Group #3</p> <p><b>11": 69543</b> 36 84 14                      18                      21                      24                      Hook Group #4</p>	 <p><b>MODEL W H D</b>  <b>8": 69544</b> 36 84 14                      18                      21                      24                      Hook Group #3</p> <p><b>9": 69544</b> 40 84 14                      18                      21                      24                      Hook Group #3</p> <p><b>11": 69544</b> 48 84 14                      18                      21                      24                      Hook Group #4</p>
14"	 <p><b>MODEL W H D</b>  <b>14": 69541</b> 16 84 14                      18                      21                      24                      Hook Group #5</p>	 <p><b>MODEL W H D</b>  <b>14": 69542</b> 30 84 14                      18                      21                      24                      Hook Group #5</p>	 <p><b>MODEL W H D</b>  <b>14": 69543</b> 45 84 14                      18                      21                      24                      Hook Group #5</p>	

## 84H – Slope

Slope top lockers require specification of added 26816 slope top cover panel for field installation.

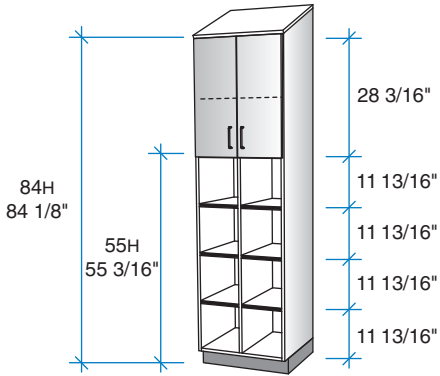



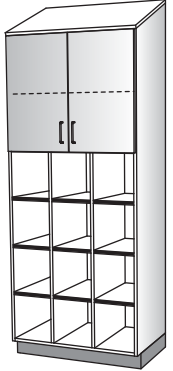






Compt. Widths	1-wide	2-wide	3-wide	4-wide
8" 9" 11"		 <p><b>MODEL W H D</b> 8": 69552 18 84 14 18 21 24</p> <p>Hook Group #6</p> <p>9": 69552 20 84 14 18 21 24</p> <p>Hook Group #6</p> <p>11": 69552 24 84 14 18 21 24</p> <p>Hook Group #6</p>	 <p><b>MODEL W H D</b> 8": 69553 27 84 14 18 21 24</p> <p>Hook Group #6</p> <p>9": 69553 30 84 14 18 21 24</p> <p>Hook Group #6</p> <p>11": 69553 36 84 14 18 21 24</p> <p>Hook Group #6</p>	 <p><b>MODEL W H D</b> 8": 69554 36 84 14 18 21 24</p> <p>Hook Group #6</p> <p>9": 69554 40 84 14 18 21 24</p> <p>Hook Group #6</p> <p>11": 69554 48 84 14 18 21 24</p> <p>Hook Group #6</p>
14"	 <p><b>MODEL W H D</b> 14": 69551 16 84 14 18 21 24</p> <p>Hook Group #5</p>	 <p><b>MODEL W H D</b> 14": 69552 30 84 14 18 21 24</p> <p>Hook Group #5</p>	 <p><b>MODEL W H D</b> 14": 69553 45 84 14 18 21 24</p> <p>Hook Group #5</p>	

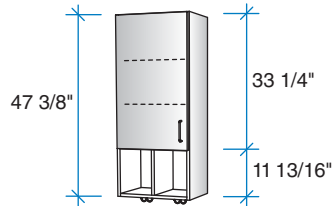
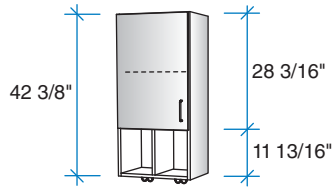
# LOCKERS – TYPE II

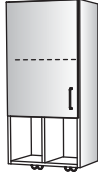
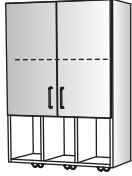
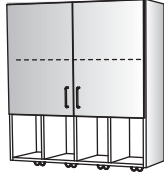






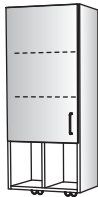
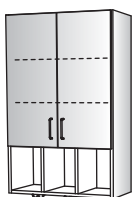
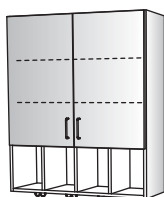






## 84H – Slope

Slope top lockers require specification of added 26816 slope top cover panel for field installation.



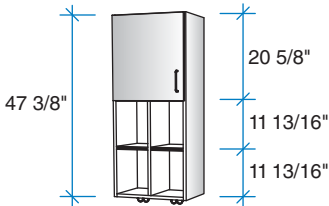
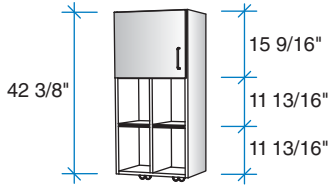
Compt. Widths	1-wide	2-wide	3-wide
11"		 <p><b>MODEL W H D</b> 11": 69562 24 84 14 18 21 24</p>	 <p><b>MODEL W H D</b> 11": 69563 36 84 14 18 21 24</p>
14"	 <p><b>MODEL W H D</b> 14": 69561 16 84 14 18 21 24</p>	 <p><b>MODEL W H D</b> 14": 69562 30 84 14 18 21 24</p>	 <p><b>MODEL W H D</b> 14": 69563 45 84 14 18 21 24</p>
15"	 <p><b>MODEL W H D</b> 15": 69561 17 84 14 18 21 24</p>	 <p><b>MODEL W H D</b> 15": 69562 32 84 14 18 21 24</p>	 <p><b>MODEL W H D</b> 15": 69563 48 84 14 18 21 24</p>









Compt. Widths	2-wide	3-wide	4-wide
8" 9" 11"	 <p><b>MODEL W H D</b> 8": <b>68852</b> 18 42 14 18 2 Hooks SA364MN</p>	 <p><b>MODEL W H D</b> 8": <b>68853</b> 27 42 14 18 3 Hooks SA364MN</p>	 <p><b>MODEL W H D</b> 8": <b>68854</b> 36 42 14 18 4 Hooks SA364MN</p>
	 <p><b>MODEL W H D</b> 9": <b>68852</b> 20 42 14 18 2 Hooks SA364MN</p>	 <p><b>MODEL W H D</b> 9": <b>68853</b> 30 42 14 18 3 Hooks SA364MN</p>	 <p><b>MODEL W H D</b> 9": <b>68854</b> 40 42 14 18 4 Hooks SA364MN</p>
	 <p><b>MODEL W H D</b> 11": <b>68852</b> 24 42 14 18 2 Hooks SA364MN</p>	 <p><b>MODEL W H D</b> 11": <b>68853</b> 36 42 14 18 3 Hooks SA364MN</p>	 <p><b>MODEL W H D</b> 11": <b>68854</b> 48 42 14 18 4 Hooks SA364MN</p>
	 <p><b>MODEL W H D</b> 8": <b>68852</b> 18 47 14 18 2 Hooks SA364MN</p>	 <p><b>MODEL W H D</b> 8": <b>68853</b> 27 47 14 18 3 Hooks SA364MN</p>	 <p><b>MODEL W H D</b> 8": <b>68854</b> 36 47 14 18 4 Hooks SA364MN</p>
	 <p><b>MODEL W H D</b> 9": <b>68852</b> 20 47 14 18 2 Hooks SA364MN</p>	 <p><b>MODEL W H D</b> 9": <b>68853</b> 30 47 14 18 3 Hooks SA364MN</p>	 <p><b>MODEL W H D</b> 9": <b>68854</b> 40 47 14 18 4 Hooks SA364MN</p>
	 <p><b>MODEL W H D</b> 11": <b>68852</b> 24 47 14 18 2 Hooks SA364MN</p>	 <p><b>MODEL W H D</b> 11": <b>68853</b> 36 47 14 18 3 Hooks SA364MN</p>	 <p><b>MODEL W H D</b> 11": <b>68854</b> 48 47 14 18 4 Hooks SA364MN</p>

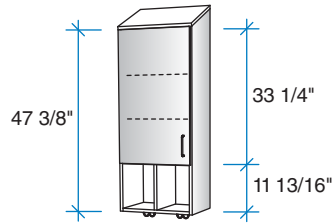
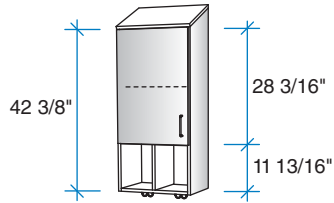
# LOCKERS – TYPE II

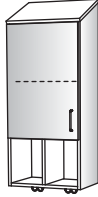

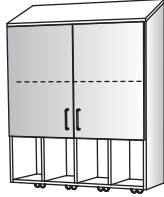

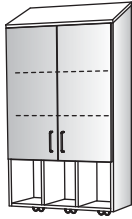
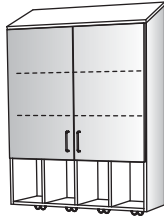
## Wall Lockers – Flat



Compt. Widths	2-wide	3-wide	4-wide	
8" 9" 11"	 <b>MODEL W H D</b> <b>8": 68862 18 42 14 18</b> 2 Hooks SA364MN	 <b>MODEL W H D</b> <b>8": 68863 27 42 14 18</b> 3 Hooks SA364MN	 <b>MODEL W H D</b> <b>8": 68864 36 42 14 18</b> 4 Hooks SA364MN	
	<b>9": 68862 20 42 14 18</b> 2 Hooks SA364MN	<b>9": 68863 30 42 14 18</b> 3 Hooks SA364MN	<b>9": 68864 40 42 14 18</b> 4 Hooks SA364MN	
	<b>11": 68862 24 42 14 18</b> 2 Hooks SA364MN	<b>11": 68863 36 42 14 18</b> 3 Hooks SA364MN	<b>11": 68864 48 42 14 18</b> 4 Hooks SA364MN	
	8" 9" 11"	 <b>MODEL W H D</b> <b>8": 68862 18 47 14 18</b> 2 Hooks SA364MN	 <b>MODEL W H D</b> <b>8": 68863 27 47 14 18</b> 3 Hooks SA364MN	 <b>MODEL W H D</b> <b>8": 68864 36 47 14 18</b> 4 Hooks SA364MN
		<b>9": 68862 20 47 14 18</b> 2 Hooks SA364MN	<b>9": 68863 30 47 14 18</b> 3 Hooks SA364MN	<b>9": 68864 40 47 14 18</b> 4 Hooks SA364MN
		<b>11": 68862 24 47 14 18</b> 2 Hooks SA364MN	<b>11": 68863 36 47 14 18</b> 3 Hooks SA364MN	<b>11": 68864 48 47 14 18</b> 4 Hooks SA364MN

Slope top lockers require specification of added 26816 slope top cover panel for field installation.

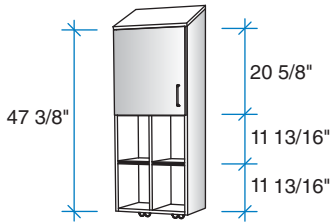
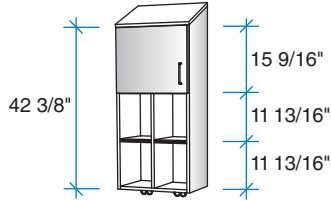






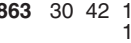








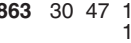




Compt. Widths	2-wide	3-wide	4-wide
8" 9" 11"	 <b>MODEL W H D</b> <b>8": 69852 18 42 14 18</b> 2 Hooks SA364MN	 <b>MODEL W H D</b> <b>8": 69853 27 42 14 18</b> 3 Hooks SA364MN	 <b>MODEL W H D</b> <b>8": 69854 36 42 14 18</b> 4 Hooks SA364MN
	<b>9": 69852 20 42 14 18</b> 2 Hooks SA364MN	<b>9": 69853 30 42 14 18</b> 3 Hooks SA364MN	<b>9": 69854 40 42 14 18</b> 4 Hooks SA364MN
	<b>11": 69852 24 42 14 18</b> 2 Hooks SA364MN	<b>11": 69853 36 42 14 18</b> 3 Hooks SA364MN	<b>11": 69854 48 42 14 18</b> 4 Hooks SA364MN
	 <b>MODEL W H D</b> <b>8": 69852 18 47 14 18</b> 2 Hooks SA364MN	 <b>MODEL W H D</b> <b>8": 69853 27 47 14 18</b> 3 Hooks SA364MN	 <b>MODEL W H D</b> <b>8": 69854 36 47 14 18</b> 4 Hooks SA364MN
	<b>9": 69852 20 47 14 18</b> 2 Hooks SA364MN	<b>9": 69853 30 47 14 18</b> 3 Hooks SA364MN	<b>9": 69854 40 47 14 18</b> 4 Hooks SA364MN
	<b>11": 69852 24 47 14 18</b> 2 Hooks SA364MN	<b>11": 69853 36 47 14 18</b> 3 Hooks SA364MN	<b>11": 69854 48 47 14 18</b> 4 Hooks SA364MN

# LOCKERS – TYPE II

## Wall Lockers – Slope

Slope top lockers require specification of added 26816 slope top cover panel for field installation.


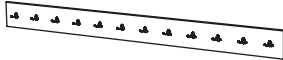





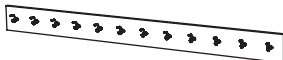
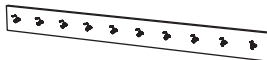
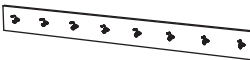
Compt. Widths	2-wide	3-wide	4-wide
8" 9" 11"	 <b>MODEL W H D</b> <b>8": 69862 18 42 14 18</b> 2 Hooks SA364MN	 <b>MODEL W H D</b> <b>8": 69863 27 42 14 18</b> 3 Hooks SA364MN	 <b>MODEL W H D</b> <b>8": 69864 36 42 14 18</b> 4 Hooks SA364MN
	 <b>9": 69862 20 42 14 18</b> 2 Hooks SA364MN	 <b>9": 69863 30 42 14 18</b> 3 Hooks SA364MN	 <b>9": 69864 40 42 14 18</b> 4 Hooks SA364MN
	 <b>11": 69862 24 42 14 18</b> 2 Hooks SA364MN	 <b>11": 69863 36 42 14 18</b> 3 Hooks SA364MN	 <b>11": 69864 48 42 14 18</b> 4 Hooks SA364MN
	 <b>MODEL W H D</b> <b>8": 69862 18 47 14 18</b> 2 Hooks SA364MN	 <b>MODEL W H D</b> <b>8": 69863 27 47 14 18</b> 3 Hooks SA364MN	 <b>MODEL W H D</b> <b>8": 69864 36 47 14 18</b> 4 Hooks SA364MN
	 <b>9": 69862 20 47 14 18</b> 2 Hooks SA364MN	 <b>9": 69863 30 47 14 18</b> 3 Hooks SA364MN	 <b>9": 69864 40 47 14 18</b> 4 Hooks SA364MN
	 <b>11": 69862 24 47 14 18</b> 2 Hooks SA364MN	 <b>11": 69863 36 47 14 18</b> 3 Hooks SA364MN	 <b>11": 69864 48 47 14 18</b> 4 Hooks SA364MN



### WALL HOOK RAILS – 8"/9"/11" CENTERS

Wall hook rails on this page have equal spacing of hooks, based on 8", 9" and 11" centers.  
The hooks do not align with hooks on wall lockers.

DOUBLE J WALL HOOK RAILS	8" Centers	9" Centers	11" Centers
 <p>SA362MN</p>	 <p><b>MODEL</b>   <b>W</b>   <b>H</b>   <b>D</b> <b>62910</b>   96   08   00</p> <p>12 Hooks SA362MN Equal Spacing of Hooks on 8" Centers Hooks Do Not Align with Hooks on Wall Lockers</p>	 <p><b>MODEL</b>   <b>W</b>   <b>H</b>   <b>D</b> <b>62910</b>   90   08   00</p> <p>10 Hooks SA362MN Equal Spacing of Hooks on 9" Centers Hooks Do Not Align with Hooks on Wall Lockers</p>	 <p><b>MODEL</b>   <b>W</b>   <b>H</b>   <b>D</b> <b>62910</b>   88   08   00</p> <p>8 Hooks SA362MN Equal Spacing of Hooks on 11" Centers Hooks Do Not Align with Hooks on Wall Lockers</p>

SCHOOLHOUSE WALL HOOK RAILS	8" Centers	9" Centers	11" Centers
 <p>SA363MN</p>	 <p><b>MODEL</b>   <b>W</b>   <b>H</b>   <b>D</b> <b>62920</b>   96   08   00</p> <p>12 Hooks SA363MN Equal Spacing of Hooks on 8" Centers Hooks Do Not Align with Hooks on Wall Lockers</p>	 <p><b>MODEL</b>   <b>W</b>   <b>H</b>   <b>D</b> <b>62920</b>   90   08   00</p> <p>10 Hooks SA363MN Equal Spacing of Hooks on 9" Centers Hooks Do Not Align with Hooks on Wall Lockers</p>	 <p><b>MODEL</b>   <b>W</b>   <b>H</b>   <b>D</b> <b>62920</b>   88   08   00</p> <p>8 Hooks SA363MN Equal Spacing of Hooks on 11" Centers Hooks Do Not Align with Hooks on Wall Lockers</p>

# LOCKERS – TYPE II


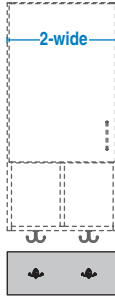



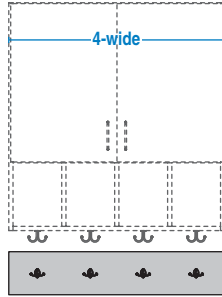
## Wall Hook Rails


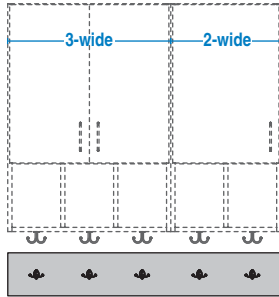

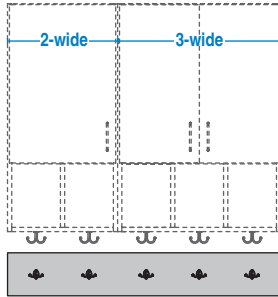

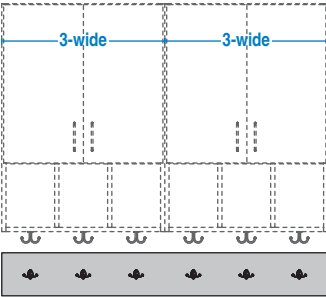


### DOUBLE J WALL HOOK RAILS

Hook locations on wall hook rails align with bottom hooks on wall lockers (8", 9", and 11" compartment widths).

SA362MN

Wall Locker Compt. Widths	2-wide	3-wide	4-wide
8" 9" 11"	2 Hooks SA362MN   <b>8": 62912</b> <b>W H D</b> 18 08 00 Rail 18 <sup>1</sup> / <sub>4</sub> W  <b>9": 62912</b> <b>W H D</b> 20 08 00 Rail 20 <sup>1</sup> / <sub>4</sub> W  <b>11": 62912</b> <b>W H D</b> 24 08 00 Rail 24 <sup>1</sup> / <sub>4</sub> W  	3 Hooks SA362MN   <b>8": 62913</b> <b>W H D</b> 27 08 00 Rail 27W  <b>9": 62913</b> <b>W H D</b> 30 08 00 Rail 30W  <b>11": 62913</b> <b>W H D</b> 36 08 00 Rail 36W  	4 Hooks SA362MN   <b>8": 62914</b> <b>W H D</b> 36 08 00 Rail 35 <sup>3</sup> / <sub>4</sub> W  <b>9": 62914</b> <b>W H D</b> 40 08 00 Rail 39 <sup>3</sup> / <sub>4</sub> W  <b>11": 62914</b> <b>W H D</b> 48 08 00 Rail 47 <sup>3</sup> / <sub>4</sub> W  


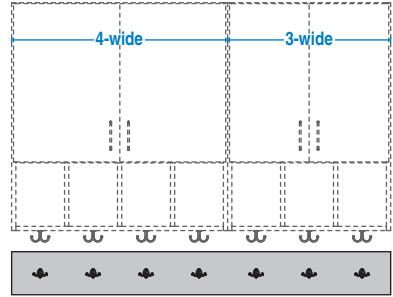

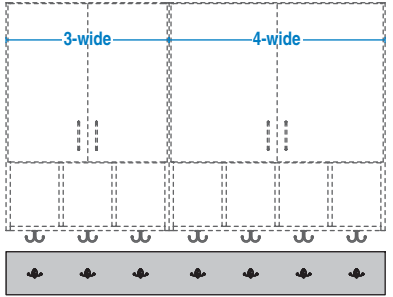
Wall Locker Compt. Widths	5-wide	5-wide	6-wide
8" 9" 11"	5 Hooks SA362MN   <b>8": 62915</b> <b>W H D</b> 45 08 00 Rail 45 <sup>1</sup> / <sub>4</sub> W  <b>9": 62915</b> <b>W H D</b> 50 08 00 Rail 50 <sup>1</sup> / <sub>4</sub> W  <b>11": 62915</b> <b>W H D</b> 60 08 00 Rail 60 <sup>1</sup> / <sub>4</sub> W  	5 Hooks SA362MN   <b>8": 62911</b> <b>W H D</b> 45 08 00 Rail 45 <sup>1</sup> / <sub>4</sub> W  <b>9": 62911</b> <b>W H D</b> 50 08 00 Rail 50 <sup>1</sup> / <sub>4</sub> W  <b>11": 62911</b> <b>W H D</b> 60 08 00 Rail 60 <sup>1</sup> / <sub>4</sub> W  	6 Hooks SA362MN   <b>8": 62916</b> <b>W H D</b> 54 08 00 Rail 54W  <b>9": 62916</b> <b>W H D</b> 60 08 00 Rail 60W  <b>11": 62916</b> <b>W H D</b> 72 08 00 Rail 72W  
	Specify 62915 and 62911 wall hook rail designs based on location of wider and narrower wall lockers.		


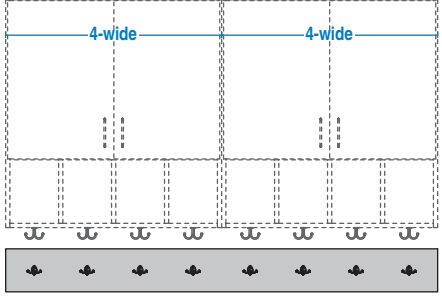


### DOUBLE J WALL HOOK RAILS

Hook locations on wall hook rails align with bottom hooks on wall lockers (8", 9", and 11" compartment widths).

SA362MN

Wall Locker Compt. Widths	7-wide	7-wide
8" 9" 11"	<p>7 Hooks SA362MN</p>  <p><b>MODEL</b>    <b>W</b>    <b>H</b>    <b>D</b></p> <p><b>8": 62917</b>    63    08    00 Rail 62¾W</p> <p><b>9": 62917</b>    70    08    00 Rail 69¾W</p> <p><b>11": 62917</b>    84    08    00 Rail 83¾W</p> 	<p>7 Hooks SA362MN</p>  <p><b>MODEL</b>    <b>W</b>    <b>H</b>    <b>D</b></p> <p><b>8": 62919</b>    63    08    00 Rail 62¾W</p> <p><b>9": 62919</b>    70    08    00 Rail 69¾W</p> <p><b>11": 62919</b>    84    08    00 Rail 83¾W</p> 
<p>Specify 62917 and 62919 wall hook rail designs based on location of wider and narrower wall lockers.</p>		

Wall Locker Compt. Widths	8-wide
8" 9" 11"	<p>8 Hooks SA362MN</p>  <p><b>MODEL</b>    <b>W</b>    <b>H</b>    <b>D</b></p> <p><b>8": 62918</b>    72    08    00 Rail 71½W</p> <p><b>9": 62918</b>    80    08    00 Rail 79½W</p> <p><b>11": 62918</b>    96    08    00 Rail 95½W</p> 

# LOCKERS – TYPE II

## Wall Hook Rails



### SCHOOLHOUSE WALL HOOK RAILS

Hook locations on wall hook rails align with bottom hooks on wall lockers (8", 9", and 11" compartment widths).

SA363MN

Wall Locker Compt. Widths	2-wide	3-wide	4-wide
8" 9" 11"	2 Hooks SA363MN	3 Hooks SA363MN	4 Hooks SA363MN
	<b>8": 62922</b> <b>W H D</b> 18 08 00 Rail 18 1/4W	<b>8": 62923</b> <b>W H D</b> 27 08 00 Rail 27W	<b>8": 62924</b> <b>W H D</b> 36 08 00 Rail 35 3/4W
	<b>9": 62922</b> <b>W H D</b> 20 08 00 Rail 20 1/4W	<b>9": 62923</b> <b>W H D</b> 30 08 00 Rail 30W	<b>9": 62924</b> <b>W H D</b> 40 08 00 Rail 39 3/4W
	<b>11": 62922</b> <b>W H D</b> 24 08 00 Rail 24 1/4W	<b>11": 62923</b> <b>W H D</b> 36 08 00 Rail 36W	<b>11": 62924</b> <b>W H D</b> 48 08 00 Rail 47 3/4W

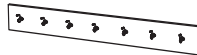
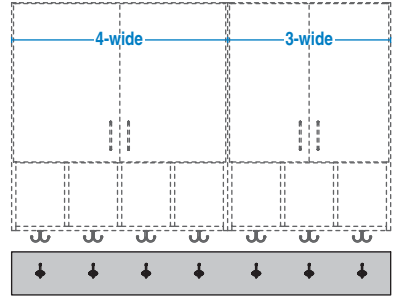

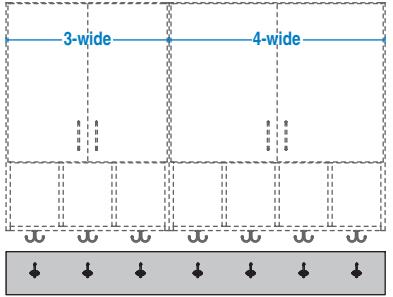
Wall Locker Compt. Widths	5-wide	5-wide	6-wide
8" 9" 11"	5 Hooks SA363MN	5 Hooks SA363MN	6 Hooks SA363MN
	<b>8": 62925</b> <b>W H D</b> 45 08 00 Rail 45 1/4W	<b>8": 62921</b> <b>W H D</b> 45 08 00 Rail 45 1/4W	<b>8": 62926</b> <b>W H D</b> 54 08 00 Rail 54W
	<b>9": 62925</b> <b>W H D</b> 50 08 00 Rail 50 1/4W	<b>9": 62921</b> <b>W H D</b> 50 08 00 Rail 50 1/4W	<b>9": 62926</b> <b>W H D</b> 60 08 00 Rail 60W
	<b>11": 62925</b> <b>W H D</b> 60 08 00 Rail 60 1/4W	<b>11": 62921</b> <b>W H D</b> 60 08 00 Rail 60 1/4W	<b>11": 62926</b> <b>W H D</b> 72 08 00 Rail 72W
	Specify 62925 and 62921 wall hook rail designs based on location of wider and narrower wall lockers.		


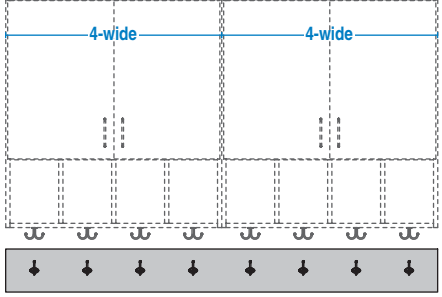


### SCHOOLHOUSE WALL HOOK RAILS

Hook locations on wall hook rails align with bottom hooks on wall lockers (8", 9", and 11" compartment widths).

SA363MN

Wall Locker Compt. Widths	7-wide	7-wide
8" 9" 11"	<p>7 Hooks SA363MN</p>  <p><b>MODEL</b>    <b>W</b>    <b>H</b>    <b>D</b></p> <p><b>8": 62927</b>    63    08    00 Rail 62<sup>3</sup>/<sub>4</sub>W</p> <p><b>9": 62927</b>    70    08    00 Rail 69<sup>3</sup>/<sub>4</sub>W</p> <p><b>11": 62927</b>    84    08    00 Rail 83<sup>3</sup>/<sub>4</sub>W</p> 	<p>7 Hooks SA363MN</p>  <p><b>MODEL</b>    <b>W</b>    <b>H</b>    <b>D</b></p> <p><b>8": 62929</b>    63    08    00 Rail 62<sup>3</sup>/<sub>4</sub>W</p> <p><b>9": 62929</b>    70    08    00 Rail 69<sup>3</sup>/<sub>4</sub>W</p> <p><b>11": 62929</b>    84    08    00 Rail 83<sup>3</sup>/<sub>4</sub>W</p> 
<p>Specify 62927 and 62929 wall hook rail designs based on location of wider and narrower wall lockers.</p>		

Wall Locker Compt. Widths	8-wide
8" 9" 11"	<p>8 Hooks SA363MN</p>  <p><b>MODEL</b>    <b>W</b>    <b>H</b>    <b>D</b></p> <p><b>8": 62928</b>    72    08    00 Rail 71<sup>1</sup>/<sub>2</sub>W</p> <p><b>9": 62928</b>    80    08    00 Rail 79<sup>1</sup>/<sub>2</sub>W</p> <p><b>11": 62928</b>    96    08    00 Rail 95<sup>1</sup>/<sub>2</sub>W</p> 

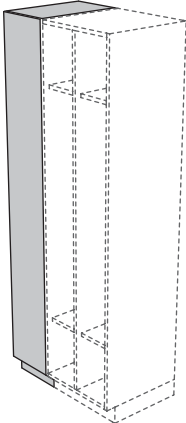
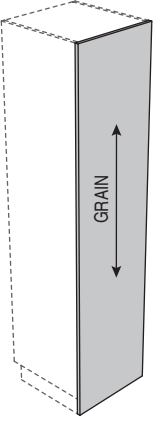
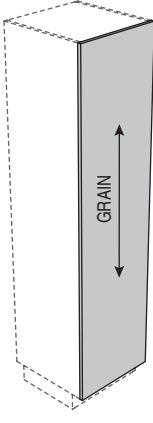
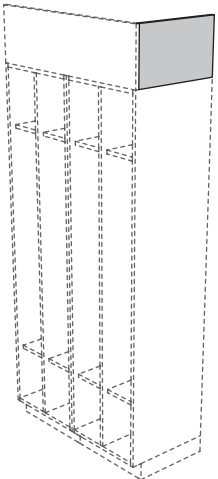
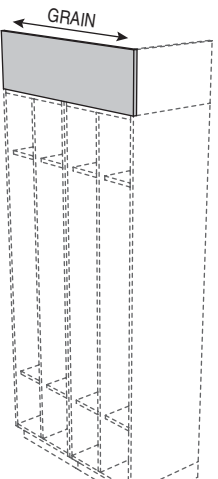
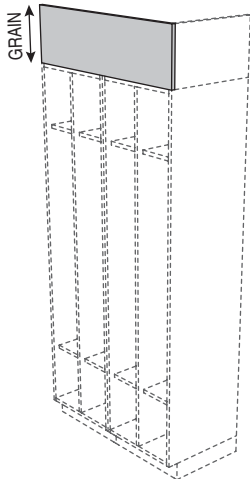
# LOCKERS – TYPE II

## Installation Accessories – Flat



Soffit Trim	Vertical Scribe	Front Filler	Corner Filler
<p><b>W:</b> 96 <b>H:</b> 00 <b>D:</b> 03</p> <p>Field Trim to Fit Actual Thickness=3/4" Actual Depth=3" Edgebanding: One Long Edge in Casebody Trim Color and 0.5mm Thickness</p>	<p><b>W:</b> 00 <b>H:</b> 84 <b>D:</b> 14,18,21,24</p> <p>Field Trim to Fit Actual Thickness=3/4" Actual Depth=3" Edgebanding: One Long Edge in Casebody Trim Color and Thickness</p>	<p><b>W:</b> 02,03,06,09,12 <b>H:</b> 84 <b>D:</b> 14,18,21,24</p> <p>Field Trim to Fit Edgebanding: None</p>	<p><b>W:</b> 02,03,06,09,12 <b>H:</b> 84 <b>D:</b> 14,18,21,24</p> <p>Field Trim to Fit Depths (D) Listed are Depths of Cabinets to which Filler is Attached Edgebanding: None</p>
<b>25801</b>	<b>25802</b>	<b>25803</b>	<b>25805</b>
			<p>Shown with 25809 Top Corner Closure</p> <p>Left Hand    Right Hand</p>

Side Filler	Top Corner Closure	Top Back Closure
<p><b>W:</b> 00 <b>H:</b> 84 <b>D:</b> 04,06,08,12,15</p> <p>Field Trim to Fit Edgebanding: One Long Edge in Casebody Trim Color and Thickness</p>	<p><b>W:</b> 14,16,18,20,21,23,24,26 <b>H:</b> 00 <b>D:</b> 14,16,18,20,21,23,24,26</p> <p>Field Trim to Fit Edgebanding: One Short and One Long Edge in Casebody Trim Color and Thickness</p>	<p><b>W:</b> 24,48,96 <b>H:</b> 00 <b>D:</b> 04,06,08,12,15</p> <p>Field Trim to Fit Edgebanding: None</p>
<b>25807</b>	<b>25809</b>	<b>25810</b>
<p>Shown with 25810 Top Back Closure</p>	<p>Shown with 25805 Corner Filler</p>	<p>Shown with 25807 Side Filler</p>


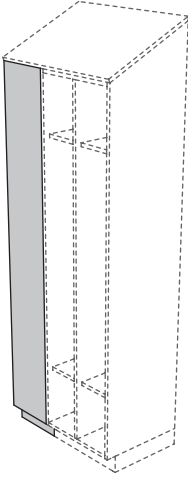
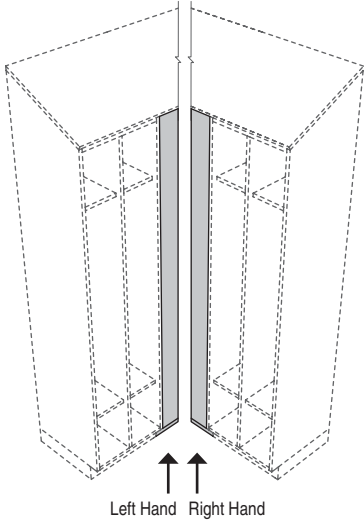
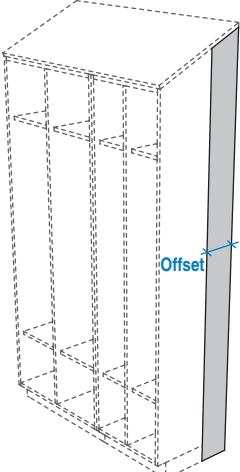
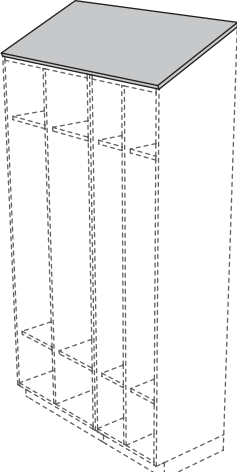
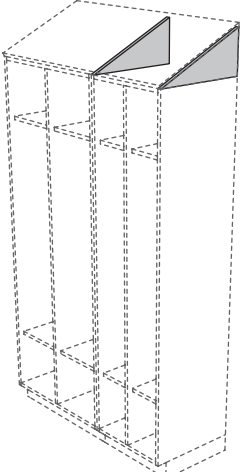
<p><b>Front/Top Filler</b></p> <p><b>W:</b> 02,03,06,09,12 <b>H:</b> 00 <b>D:</b> 14,18,21,24</p> <p>Field Trim to Fit Edgebanding: None</p>	<p><b>Overlay Back – full height</b></p> <p><b>W:</b> 12,16,18,20,24,27,30,32,36,40,45,48 <b>H:</b> 84 <b>D:</b> 00</p> <p>Order by Cabinet Height Edgebanding: All Edges in Casebody Trim Color and Thickness</p>	<p><b>Overlay Back – above kick</b></p> <p><b>W:</b> 12,16,18,20,24,27,30,32,36,40,45,48 <b>H:</b> 84 <b>D:</b> 00</p> <p>Order by Cabinet Height Bottom Edge Aligns with Toe Kick Edgebanding: All Edges in Casebody Trim Color and Thickness</p>
<p><b>25811</b></p> 	<p><b>25813</b></p> 	<p><b>25814</b></p> 
<p><b>End Soffit Closure</b></p> <p><b>W:</b> 00 <b>H:</b> 12,18,24 <b>D:</b> 14,18,21,24</p> <p>Edgebanding: All Edges in Casebody Trim Color and 0.5mm Thickness</p>	<p><b>Horizontal Grain Soffit Fascia</b></p> <p><b>W:</b> 36,48,60,72,84,96 <b>H:</b> 12,18,24 <b>D:</b> 00</p> <p>Edgebanding: One Long and Two Short Edges in Casebody Trim Color and 0.5mm Thickness</p>	<p><b>Vertical Grain Soffit Fascia</b></p> <p><b>W:</b> 12,16,18,20,24,27,30,32,36,40,45,48 <b>H:</b> 12,18,24 <b>D:</b> 00</p> <p>Edgebanding: One Short and Two Long Edges in Casebody Trim Color and 0.5mm Thickness</p>
<p><b>25820</b></p>  <p>Shown with 25822 / 25823 Soffit Fascia</p>	<p><b>25822</b></p>  <p>Shown with 25820 End Soffit Closure</p>	<p><b>25823</b></p>  <p>Shown with 25820 End Soffit Closure</p>

# LOCKERS – TYPE II



## Installation Accessories – Slope

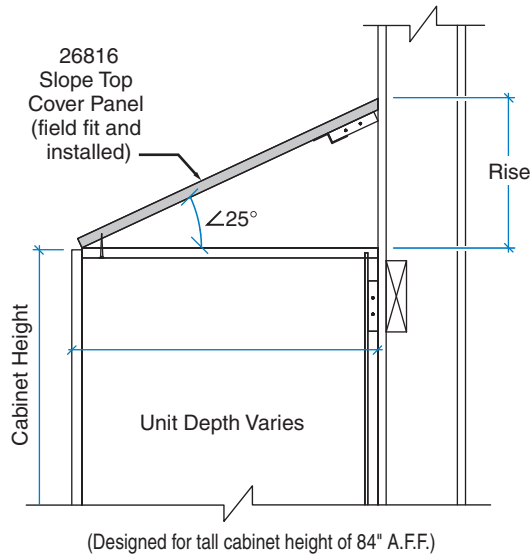
Slope top lockers require specification of added 26816 slope top cover panel for field installation.  
Drawings below depict use of 26816 slope top cover panel with fillers and end wedges.

<p><b>Vertical Scribe</b></p> <p><b>W:</b> 00 <b>H:</b> 84 <b>D:</b> 14,18,21,24</p> <p>Field Trim to Fit Actual Thickness=3/4" Actual Depth=3" Edgebanding: One Long Edge in Casebody Trim Color and Thickness</p> <p><b>25802</b></p>	<p><b>Front Filler</b></p> <p><b>W:</b> 02,03,06,09,12 <b>H:</b> 84 <b>D:</b> 14,18,21,24</p> <p>Field Trim to Fit Edgebanding: None</p> <p><b>25803</b></p>	<p><b>Corner Filler</b></p> <p><b>W:</b> 02,03,06,09,12 <b>H:</b> 84 <b>D:</b> 14,18,21,24</p> <p>Field Trim to Fit Depths (D) Listed are Depths of Cabinets to which Filler is Attached Edgebanding: None</p> <p><b>25805</b></p>
		
<p><b>Side Filler</b></p> <p><b>W:</b> 00 <b>H:</b> 84 <b>D:</b> 04,06,08,12,15</p> <p>Field Trim to Fit Edgebanding: One Long Edge in Casebody Trim Color and Thickness</p> <p><b>26807</b></p>	<p><b>Slope Top Cover Panel</b></p> <p><b>W:</b> 36,48,60,72,84,96 <b>H:</b> 00 <b>D:</b> 14,18,21,24</p> <p>Shipped in Lengths for Field Trimming Based on Standard 25° Rise Edgebanding: One Long and 2 Short Edges in Casebody Trim Color and 0.5mm Thickness</p> <p><b>26816</b></p>	<p><b>Custom Slope Top End Wedge</b></p> <p>Field Cut to Desired Size Provide Height of Rise Desired Edgebanding: None</p> <p><b>26817</b></p>
		



### SLOPE TOP

Stevens Advantage slope top units are designed with integral slope ends, eliminating the need for on-the-job fabrication of slope structures. Overlay slope cover panels are shipped with length and end edging for final fit and sizing as installation field conditions may require. Stevens Advantage slope design incorporates a full 3/4" thick slope top on a 25° constant rising slope. Slope top options are available on nominal cabinet depths of 14", 18", 21", and 24". Slope tops not recommended for cabinet height above 84", due to possible ceiling interferences. 26816 Slope Top Cover Panels must be specified and ordered separately (not included with cabinet units).



Nominal Unit Depth	Rise	
	inches	mm
14	7	177.9
18	8 ¾	222.6
21	10 ¾	262.8
24	11 ½	292.8