



This UPDATE HISTORY outlines changes made to the Stevens Advantage Commercial Cabinetry and Millwork catalog since it was published in May 2014.

The most recent updates are shown first.

Go to [stevensadvantage.com](http://stevensadvantage.com)

→ RESOURCES

→ Commercial Casework

to view/download/print  
the most current catalog sections.

Later updates supercede earlier updates.

(Revisions shown in **RED**)

# UPDATE HISTORY

Library Section



NOVEMBER 2017			
MODEL #	TYPE OF UPDATE	DESCRIPTION OF UPDATE	CATALOG PAGE #
	Description	Removed "wood" from descriptions	3-11
10963	Product Offering	Discontinued	15
10972	Product Offering	New model to replace 10963	28

## Table of Contents

### BOOK SHELVING

Overview .....	3
Shelf Kits .....	3
Integral Top Design .....	4-7
Overlay Top Design .....	8-11

### SPECIALTY UNITS

Periodical Display.....	12
Book Truck .....	12
Podium .....	13
Research Kiosk .....	13
Dictionary/Atlas Stand .....	13
Study Carrel .....	14
Accessories .....	15

### CIRCULATION DESK STATIONS

Collections/Styles/Series .....	16-17
Oxford II .....	16
Bradford.....	17
Circulation Desk Stations.....	18-23
Accessories .....	24

### OVERLAY TOPS

Circulation Desk Station .....	25
Book Shelving .....	25

### NEW MODELS .....27-28

*Introduces new models added since the last published catalog.*



# LIBRARY

Commercial Cabinetry and Millwork



Starter/Adder **Wood** Book Shelving units are available with two shelf style options:



1" **Wood** Adjustable Shelving



1" **Wood** Adjustable Shelving with Wire Loop Dividers (4 per shelf)

Optional **Wood** Shelf Kits also available:



Flat **Wood** Shelf Kit

**70946**

W	H	D
24	01	12
27		14
30		
33		
36		

Kit contains: (1) Flat **Wood** Shelf and Hardware

Works with both single face and double face units

Order by shelving unit width



Flat **Wood** Shelf w/Dividers Kit

**70947**

W	H	D
24	01	12
27		14
30		
33		
36		

Kit contains: (1) Flat **Wood** Shelf with 4 Wire Loop Dividers and Hardware

Works with both single face and double face units

Order by shelving unit width



Sloped **Wood** Shelf Kit

**70948**

W	H	D
24	01	14
27		
30		
33		
36		

Kit contains: (1) Sloped **Wood** Shelf with Retaining Ledge and Hardware

Works with both single face and double face units and with both adjustable and fixed shelves

Can be used in every opening of shelf unit

Order by shelving unit width

# LIBRARY

## Book Shelving Integral Top Design



### STARTER SINGLE FACE

W	H	D
24	30	12
27	36	14
30	39	
33	47	
36	61	
	74	
	84	

Individual Integral Top Included

### STARTER SINGLE FACE

with wire loop dividers

W	H	D
24	30	12
27	36	14
30	39	
33	47	
36	61	
	74	
	84	

Individual Integral Top Included

#### 70201

**30H**  
**36H**  
**39H**  
(1) Adjustable Shelf  
(1) Fixed Shelf



**47H**  
(2) Adjustable Shelves  
(1) Fixed Shelf



**61H**  
(3) Adjustable Shelves  
(1) Fixed Shelf



**74H**  
(4) Adjustable Shelves  
(1) Fixed Shelf



**84H**  
(5) Adjustable Shelves  
(1) Fixed Shelf



#### 70211

**30H**  
**36H**  
**39H**  
(1) Adjustable Shelf  
(1) Fixed Shelf  
(4) Wire Loop Dividers/Shelf




**47H**  
(2) Adjustable Shelves  
(1) Fixed Shelf  
(4) Wire Loop Dividers/Shelf



**61H**  
(3) Adjustable Shelves  
(1) Fixed Shelf  
(4) Wire Loop Dividers/Shelf



**74H**  
(4) Adjustable Shelves  
(1) Fixed Shelf  
(4) Wire Loop Dividers/Shelf



**84H**  
(5) Adjustable Shelves  
(1) Fixed Shelf  
(4) Wire Loop Dividers/Shelf





### ADDER SINGLE FACE

W	H	D
23	30	12
26	36	14
29	39	
32	47	
35	61	
	74	
	84	

Individual Integral Top Included

### ADDER SINGLE FACE

with wire loop dividers

W	H	D
23	30	12
26	36	14
29	39	
32	47	
35	61	
	74	
	84	

Individual Integral Top Included

#### 70202

**30H**

**36H**

**39H**

- (1) Adjustable Shelf
- (1) Fixed Shelf



**47H**

- (2) Adjustable Shelves
- (1) Fixed Shelf



**61H**

- (3) Adjustable Shelves
- (1) Fixed Shelf



**74H**

- (4) Adjustable Shelves
- (1) Fixed Shelf



**84H**

- (5) Adjustable Shelves
- (1) Fixed Shelf



#### 70212

**30H**

**36H**

**39H**

- (1) Adjustable Shelf
- (1) Fixed Shelf
- (4) Wire Loop Dividers/Shelf



**47H**

- (2) Adjustable Shelves
- (1) Fixed Shelf
- (4) Wire Loop Dividers/Shelf



**61H**

- (3) Adjustable Shelves
- (1) Fixed Shelf
- (4) Wire Loop Dividers/Shelf



**74H**

- (4) Adjustable Shelves
- (1) Fixed Shelf
- (4) Wire Loop Dividers/Shelf



**84H**

- (5) Adjustable Shelves
- (1) Fixed Shelf
- (4) Wire Loop Dividers/Shelf



# LIBRARY

Book Shelving  
Integral Top Design



## STARTER DOUBLE FACE

W	H	D
24	30	23
27	36	
30	39	
33	47	
36	61	
	74	
	84	

Individual Integral Top Included

## STARTER DOUBLE FACE

with wire loop dividers

W	H	D
24	30	23
27	36	
30	39	
33	47	
36	61	
	74	
	84	

Individual Integral Top Included

### 70251

**30H**  
**36H**  
**39H**  
(2) Adjustable Shelves  
(2) Fixed Shelves



**47H**  
(4) Adjustable Shelves  
(2) Fixed Shelves



**61H**  
(6) Adjustable Shelves  
(2) Fixed Shelves



**74H**  
(8) Adjustable Shelves  
(2) Fixed Shelves



**84H**  
(10) Adjustable Shelves  
(2) Fixed Shelves



### 70261

**30H**  
**36H**  
**39H**  
(2) Adjustable Shelves  
(2) Fixed Shelves  
(4) Wire Loop Dividers/Shelf



**47H**  
(4) Adjustable Shelves  
(2) Fixed Shelves  
(4) Wire Loop Dividers/Shelf



**61H**  
(6) Adjustable Shelves  
(2) Fixed Shelves  
(4) Wire Loop Dividers/Shelf



**74H**  
(8) Adjustable Shelves  
(2) Fixed Shelves  
(4) Wire Loop Dividers/Shelf



**84H**  
(10) Adjustable Shelves  
(2) Fixed Shelves  
(4) Wire Loop Dividers/Shelf







**ADDER**  
**DOUBLE FACE**

W	H	D
23	30	23
26	36	
29	39	
32	47	
35	61	
	74	
	84	

Individual Integral Top Included

**ADDER**  
**DOUBLE FACE**

with wire loop dividers

W	H	D
23	30	23
26	36	
29	39	
32	47	
35	61	
	74	
	84	

Individual Integral Top Included

**70252**

**30H**  
**36H**  
**39H**  
(2) Adjustable Shelves  
(2) Fixed Shelves



**47H**  
(4) Adjustable Shelves  
(2) Fixed Shelves



**61H**  
(6) Adjustable Shelves  
(2) Fixed Shelves



**74H**  
(8) Adjustable Shelves  
(2) Fixed Shelves



**84H**  
(10) Adjustable Shelves  
(2) Fixed Shelves



**70262**

**30H**  
**36H**  
**39H**  
(2) Adjustable Shelves  
(2) Fixed Shelves  
(4) Wire Loop Dividers/Shelf



**47H**  
(4) Adjustable Shelves  
(2) Fixed Shelves  
(4) Wire Loop Dividers/Shelf



**61H**  
(6) Adjustable Shelves  
(2) Fixed Shelves  
(4) Wire Loop Dividers/Shelf



**74H**  
(8) Adjustable Shelves  
(2) Fixed Shelves  
(4) Wire Loop Dividers/Shelf



**84H**  
(10) Adjustable Shelves  
(2) Fixed Shelves  
(4) Wire Loop Dividers/Shelf



# LIBRARY

## Book Shelving Overlay Top Design



(Overlay Top Specified Separately)



### STARTER SINGLE FACE

W	H	D
24	30	12
27	36	14
30	39	
33	47	
36	61	
	74	
	84	

Requires Specification of Separate Continuous Overlay Top for Shelving Run (see page 25)

#### 70301

- 30H**  
**36H**  
**39H**  
(1) Adjustable Shelf  
(1) Fixed Shelf



- 47H**  
(2) Adjustable Shelves  
(1) Fixed Shelf



- 61H**  
(3) Adjustable Shelves  
(1) Fixed Shelf



- 74H**  
(4) Adjustable Shelves  
(1) Fixed Shelf



- 84H**  
(5) Adjustable Shelves  
(1) Fixed Shelf



### STARTER SINGLE FACE

with wire loop dividers

W	H	D
24	30	12
27	36	14
30	39	
33	47	
36	61	
	74	
	84	

Requires Specification of Separate Continuous Overlay Top for Shelving Run (see page 25)

#### 70311

- 30H**  
**36H**  
**39H**  
(1) Adjustable Shelf  
(1) Fixed Shelf  
(4) Wire Loop Dividers/Shelf



- 47H**  
(2) Adjustable Shelves  
(1) Fixed Shelf  
(4) Wire Loop Dividers/Shelf



- 61H**  
(3) Adjustable Shelves  
(1) Fixed Shelf  
(4) Wire Loop Dividers/Shelf



- 74H**  
(4) Adjustable Shelves  
(1) Fixed Shelf  
(4) Wire Loop Dividers/Shelf



- 84H**  
(5) Adjustable Shelves  
(1) Fixed Shelf  
(4) Wire Loop Dividers/Shelf





### ADDER SINGLE FACE

W	H	D
23	30	12
26	36	14
29	39	
32	47	
35	61	
	74	
	84	

Requires Specification of Separate Continuous Overlay Top for Shelving Run (see page 25)

### ADDER SINGLE FACE

with wire loop dividers

W	H	D
23	30	12
26	36	14
29	39	
32	47	
35	61	
	74	
	84	

Requires Specification of Separate Continuous Overlay Top for Shelving Run (see page 25)

#### 70302

#### 30H 36H 39H

- (1) Adjustable Shelf
- (1) Fixed Shelf



#### 47H

- (2) Adjustable Shelves
- (1) Fixed Shelf



#### 61H

- (3) Adjustable Shelves
- (1) Fixed Shelf



#### 74H

- (4) Adjustable Shelves
- (1) Fixed Shelf



#### 84H

- (5) Adjustable Shelves
- (1) Fixed Shelf



#### 70312

#### 30H 36H 39H

- (1) Adjustable Shelf
- (1) Fixed Shelf
- (4) Wire Loop Dividers/Shelf



#### 47H

- (2) Adjustable Shelves
- (1) Fixed Shelf
- (4) Wire Loop Dividers/Shelf



#### 61H

- (3) Adjustable Shelves
- (1) Fixed Shelf
- (4) Wire Loop Dividers/Shelf



#### 74H

- (4) Adjustable Shelves
- (1) Fixed Shelf
- (4) Wire Loop Dividers/Shelf



#### 84H

- (5) Adjustable Shelves
- (1) Fixed Shelf
- (4) Wire Loop Dividers/Shelf



# LIBRARY

## Book Shelving Overlay Top Design



(Overlay Top Specified Separately)



### STARTER DOUBLE FACE

W	H	D
24	30	23
27	36	
30	39	
33	47	
36	61	
	74	
	84	

Requires Specification of Separate Continuous Overlay Top for Shelving Run (see page 25)

#### 70351

**30H**  
**36H**  
**39H**  
(2) Adjustable Shelves  
(2) Fixed Shelves



**47H**  
(4) Adjustable Shelves  
(2) Fixed Shelves



**61H**  
(6) Adjustable Shelves  
(2) Fixed Shelves



**74H**  
(8) Adjustable Shelves  
(2) Fixed Shelves



**84H**  
(10) Adjustable Shelves  
(2) Fixed Shelves



### STARTER DOUBLE FACE

with wire loop dividers

W	H	D
24	30	23
27	36	
30	39	
33	47	
36	61	
	74	
	84	

Requires Specification of Separate Continuous Overlay Top for Shelving Run (see page 25)

#### 70361

**30H**  
**36H**  
**39H**  
(2) Adjustable Shelves  
(2) Fixed Shelves  
(4) Wire Loop Dividers/Shelf



**47H**  
(4) Adjustable Shelves  
(2) Fixed Shelves  
(4) Wire Loop Dividers/Shelf



**61H**  
(6) Adjustable Shelves  
(2) Fixed Shelves  
(4) Wire Loop Dividers/Shelf



**74H**  
(8) Adjustable Shelves  
(2) Fixed Shelves  
(4) Wire Loop Dividers/Shelf



**84H**  
(10) Adjustable Shelves  
(2) Fixed Shelves  
(4) Wire Loop Dividers/Shelf





### ADDER DOUBLE FACE

W	H	D
23	30	23
26	36	
29	39	
32	47	
35	61	
	74	
	84	

Requires Specification of Separate Continuous Overlay Top for Shelving Run (see page 25)

### ADDER DOUBLE FACE

with wire loop dividers

W	H	D
23	30	23
26	36	
29	39	
32	47	
35	61	
	74	
	84	

Requires Specification of Separate Continuous Overlay Top for Shelving Run (see page 25)

#### 70352

#### 30H 36H 39H

(2) Adjustable Shelves  
(2) Fixed Shelves



#### 47H

(4) Adjustable Shelves  
(2) Fixed Shelves



#### 61H

(6) Adjustable Shelves  
(2) Fixed Shelves



#### 74H

(8) Adjustable Shelves  
(2) Fixed Shelves



#### 84H

(10) Adjustable Shelves  
(2) Fixed Shelves



#### 70362

#### 30H 36H 39H

(2) Adjustable Shelves  
(2) Fixed Shelves  
(4) Wire Loop Dividers/Shelf



#### 47H

(4) Adjustable Shelves  
(2) Fixed Shelves  
(4) Wire Loop Dividers/Shelf



#### 61H

(6) Adjustable Shelves  
(2) Fixed Shelves  
(4) Wire Loop Dividers/Shelf



#### 74H

(8) Adjustable Shelves  
(2) Fixed Shelves  
(4) Wire Loop Dividers/Shelf



#### 84H

(10) Adjustable Shelves  
(2) Fixed Shelves  
(4) Wire Loop Dividers/Shelf



# LIBRARY

## Specialty Units Periodical Display/Book Truck



Periodical Display  
**70524**

**W H D**  
36 39 23  
48

Five Display Levels



Endcap Periodical Display  
**70526**

**W H D**  
23 39 23

Five Display Levels  
Designed for Use Across End  
of Double Face Starter/Adder  
Shelving Run



Sloped Shelf  
Book Truck

**70506**

**W H D**  
36 36 20

Double Face Sloped Shelves  
2 Rigid and 2 Swivel Casters



Depressible  
Book Truck

**70502**

**W H D**  
28 24 22

Depressible Lift Mechanism  
Swivel Casters



Designed for use with  
30" high and 40" high  
Book Returns





**Podium**  
**70510**

**W H D**  
26 42 23

Slope Top with Retaining Ledge  
Pullout Keyboard Tray  
Shelves  
Dual Wheel Casters



**Research Kiosk**  
**70518**

**W H D**  
26 42 21

Flat Top for Screen  
Reference Shelf

**Research Kiosk**  
w/Keyboard Tray  
**70519**

**W H D**  
26 42 21

Flat Top for Screen  
Reference Shelf  
Pullout Keyboard Tray



**Dictionary Stand**  
**70514**

**W H D**  
26 42 21

Slope Top with Retaining Ledge  
Shelves



**Atlas Stand**  
**70522**

**W H D**  
30 42 30

Slope Top with Retaining Ledge  
2 Fixed Shelves  
3 Pullout Shelves

# LIBRARY

## Specialty Units Study Carrel



Single Face  
Study Carrel

**70554**

W	H	D
36	48	23
		28

Bookshelf  
Worksurface  
Use as Stand-alone  
or Starter Unit

Adder:  
Single Face  
Study Carrel

**70555**

W	H	D
35	48	23
		28

Bookshelf  
Worksurface



Double Face  
Study Carrel

**70556**

W	H	D
36	48	45
		55

Bookshelf, Each Face  
Worksurface, Each Face  
Use as Stand-alone  
or Starter Unit





Adder:  
Double Face  
Study Carrel




**70557**

W	H	D
35	48	45
		55

Bookshelf, Each Face  
Worksurface, Each Face



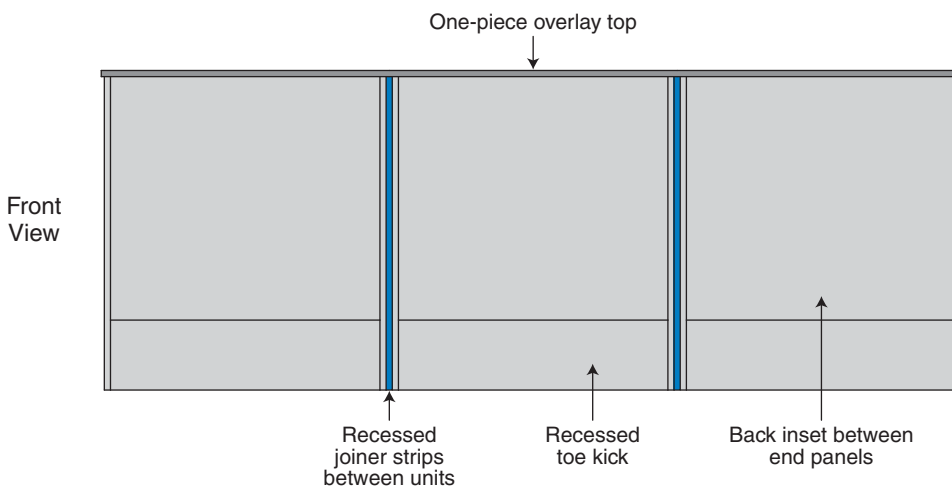
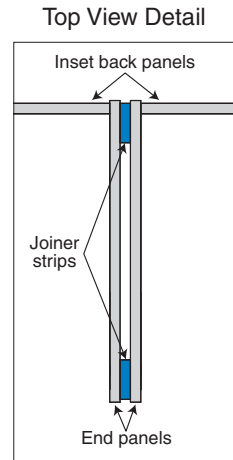
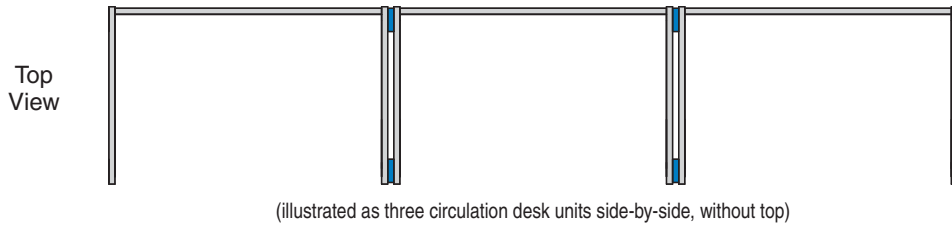
Power/Data Center	Docking Station	Power Center	3" Grommet
<p><b>W H D</b> 06 06 06</p> <p>Table Top Flip Up Design 15A 125V (2) Grounded Outlets (1) RJ-11 (Cat.) 3 and (1) RJ-45 (Cat.) 6 Modules Textured, Epoxy Coated Steel</p>	<p><b>W H D</b> 04 03 04</p> <p>Central location to plug in phones, MP3 player and cameras to a computer Touch Release, Spring-Loaded Lid (3) USB 2.0 Ports 2 Card Reader with SD/SDHC/MMC, MS Pro/Duo slots (2) External Audio Jacks 100-240V AC/DC 2A Adapter 6' Digital Cable Combined 3.5mm Headphone/Microphone Jacks USB Type A Jack Black Plastic Requires 3" diameter hole for installation (10965 grommet available at right)</p>	<p><b>W H D</b> 04 10 04</p> <p>Pop-Up Design 6' Power Cord (3) Outlets AC 125V 12A Max. Requires 12" space under work Surface Black Plastic Requires 3" diameter hole for installation (10965 grommet available at right)</p>	<p><b>W H D</b> 04 01 04</p> <p>Flip Top Design 2<sup>13/16</sup>" Diameter Pass-Thru Black Fits 3" diameter hole Actual Size: 3<sup>1/2</sup>" dia. x 5<sup>5/8</sup>"H Cord Slot Size: 7<sup>5/8</sup>" x 1<sup>3/8</sup>"</p>
<b>10962</b>	<b>10963</b>	<b>10964</b>	<b>10965</b>
			

Keyboard Tray	Keyboard Tray w/Mouse Extension	Articulating Keyboard Tray
<p><b>W H D</b> 25 04 15</p> <p>Black Molded Keyboard Tray 22W x 9D Keyboard Space Requires 24<sup>1/2</sup>" Opening</p>	<p><b>W H D</b> 25 05 15</p> <p>Black Molded Keyboard Tray 22W x 9D Keyboard Space 8W x 9D Mouse Extension (Left or Right) Requires 24<sup>1/2</sup>" Opening</p>	<p><b>W H D</b> 21 03 17</p> <p>Black Articulating Adjustable Arm and Keyboard Tray 21W x 9D Keyboard Space 9W x 9D Mouse Extension</p>
<b>10880</b>	<b>10881</b>	<b>10884</b>
 (keyboard not included)	 (keyboard/mouse not included)	

## The OXFORD II Collection

**7120 Series:** HPL (High Pressure Laminate) – Color 2 Sides – 3mm Radius Edgebanding

**7280 Series:** TFL (Thermally Fused Laminate) – Color 2 Sides – 3mm Radius Edgebanding

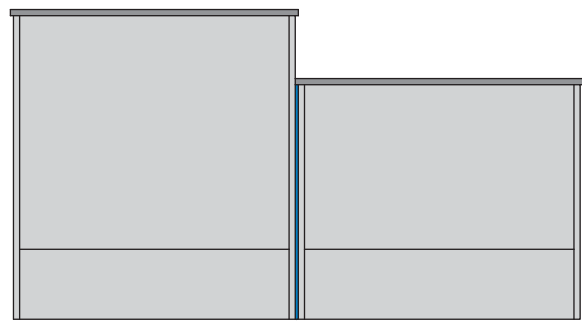


When same-height units are placed side-by-side, there is a 3/4" gap for standard 3/4" thick joiner strips.



3/4" thick joiner strips (two included with each unit)

When different-height units are placed side-by-side, there is only a 3/8" gap, requiring a 70900 3/8" joiner kit.

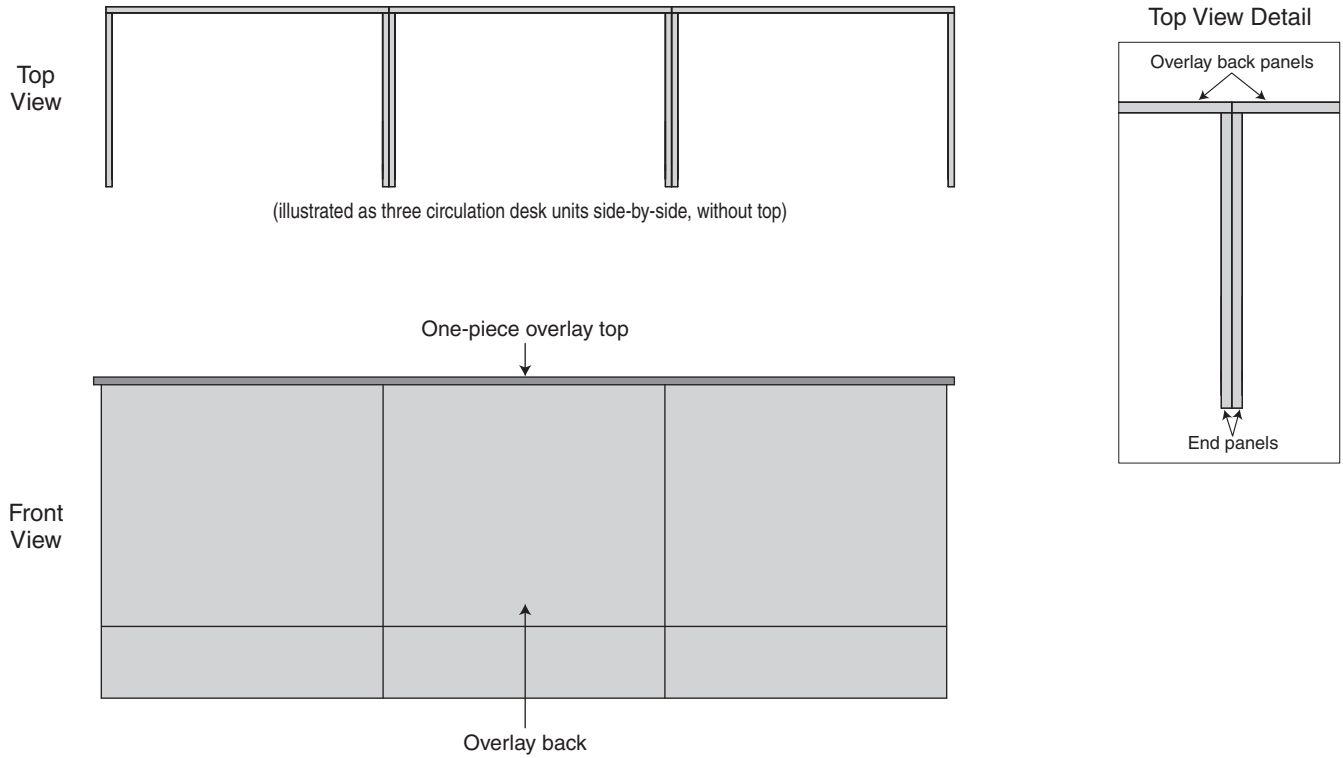


3/8" joiner kit contains two 3/8" thick joiner strips

## The BRADFORD Collection

**7122 Series:** HPL (High Pressure Laminate) – Color 2 Sides – 3mm Radius Edgebanding

**7282 Series:** TFL (Thermally Fused Laminate) – Color 2 Sides – 3mm Radius Edgebanding



# LIBRARY

## Circulation Desk Stations

Require specification of separate continuous overlay top for cabinet run.



### Open Shelf

W	H	D
24	30	30
30	40	
36		

30H: (1) Adjustable Shelf  
40H: (2) Adjustable Shelves

STYLE	MODEL
Oxford II	70102
Bradford	70802



### Door/Shelf

W	H	D
24	30	30
30	40	
36		

Double Doors  
30H: (1) Adjustable Shelf  
40H: (2) Adjustable Shelves

STYLE	MODEL
Oxford II	70106
Bradford	70806



### Drawer/Open Shelf

W	H	D
24	30	30
30	40	
36		

Drawer  
Adjustable Shelf

STYLE	MODEL
Oxford II	70110
Bradford	70810



### Drawer/Door/Shelf

W	H	D
24	30	30
30	40	
36		

Drawer  
Double Doors  
Adjustable Shelf

STYLE	MODEL
Oxford II	70112
Bradford	70812

**Circulation Desk Stations**

Require specification of separate continuous overlay top for cabinet run.



**Drawer/Kneespace**

W	H	D
30	30	30
36	40	

Drawer

STYLE	MODEL
Oxford II	<b>70118</b>
Bradford	<b>70818</b>



**CPU Station**

W	H	D
36	30	30
	40	

Pullout Keyboard Tray  
CPU Compartment  
Adjustable Shelf (40H)

STYLE	MODEL
Oxford II	<b>70132</b>
Bradford	<b>70832</b>



**90° Outside Corner Shelf**

W	H	D
30	30	30
	40	

30H: (1) Fixed Shelf  
40H: (2) Fixed Shelves

STYLE	MODEL
Oxford II	<b>70150</b>
Bradford	<b>70850</b>

**SPECIAL 33"  
ADA HEIGHT**



**ADA Counter/  
Radius Front**

W	H	D
36	33	36

STYLE	MODEL
Oxford II	<b>70146</b>
Bradford	<b>70846</b>

# LIBRARY

## Circulation Desk Stations

Require specification of separate continuous overlay top for cabinet run.



### Kneespace Desk

W	H	D
30	30	30
36		
48		
60		

STYLE	MODEL
Oxford II	<b>70188</b>
Bradford	<b>70888</b>



### Sit Down/Front Access

W	H	D
30	30	30
36		
48		
60		

Inset Kneespace

STYLE	MODEL
Oxford II	<b>70144</b>
Bradford	<b>70844</b>



Shown with 70502  
Depressible Book Truck  
(not included)

### Book Return

W	H	D
36	30	30

STYLE	MODEL
Oxford II	<b>70130</b>
Bradford	<b>70830</b>



Shown with 70502  
Depressible Book Truck  
(not included)

### Book Return

W	H	D
36	40	30

Drawer

STYLE	MODEL
Oxford II	<b>70128</b>
Bradford	<b>70828</b>

**Circulation Desk Stations**

Require specification of separate continuous overlay top for cabinet run.



Single Pedestal Desk

W	H	D
48	30	30
60		

Right Hand Drawers

STYLE	MODEL
Oxford II	<b>70180</b>
Bradford	<b>70880</b>



Single Pedestal Desk

W	H	D
48	30	30
60		

Left Hand Drawers

STYLE	MODEL
Oxford II	<b>70181</b>
Bradford	<b>70881</b>



Double Pedestal Desk

W	H	D
60	30	30

Right and Left Hand Drawers

STYLE	MODEL
Oxford II	<b>70189</b>
Bradford	<b>70889</b>

# LIBRARY

## Circulation Desk Stations



Kneespace Desk Station  
with Patron Ledge

W	H	D
30	40	30
36		
48		
60		

Top Includes 2 Grommets

STYLE	MODEL
Oxford II	<b>70190</b>
Bradford	<b>70890</b>



Single Pedestal Desk Station  
with Patron Ledge

W	H	D
48	40	30
60		

Right Hand Drawers  
Top Includes 2 Grommets

STYLE	MODEL
Oxford II	<b>70182</b>
Bradford	<b>70882</b>



Single Pedestal Desk Station  
with Patron Ledge

W	H	D
48	40	30
60		

Left Hand Drawers  
Top Includes 2 Grommets

STYLE	MODEL
Oxford II	<b>70183</b>
Bradford	<b>70883</b>



Double Pedestal Desk Station  
with Patron Ledge

W	H	D
60	40	30

Right and Left Hand Drawers  
Top Includes 2 Grommets

STYLE	MODEL
Oxford II	<b>70186</b>
Bradford	<b>70886</b>



**Circulation Desk Stations**

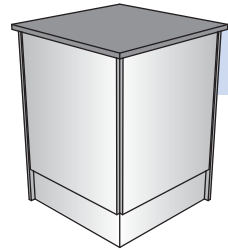
Require specification of separate continuous overlay top for cabinet run.

Square / Diagonal Outside Corner units are available in:

- HPL (High Pressure Laminate)
- TFL (Thermally Fused Laminate)

Radiused Outside Corner units are available in:

- HPL (High Pressure Laminate)



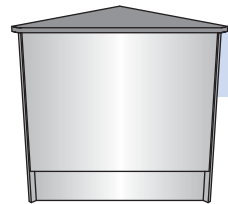
**90° Outside Corner – Square**



Top View

W	H	D
30	30	30
	40	

STYLE	MODEL
Oxford II	<b>70152</b>
Bradford	<b>70852</b>



**90° Outside Corner – Diagonal**



Top View

W	H	D
30	30	30
	40	

STYLE	MODEL
Oxford II	<b>70154</b>
Bradford	<b>70854</b>



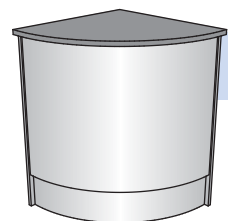
**45° Outside Corner – Diagonal**



Top View

W	H	D
30	30	30
	40	

STYLE	MODEL
Oxford II	<b>70156</b>
Bradford	<b>70856</b>



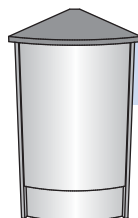
**90° Outside Corner – Radiused**



Top View

W	H	D
30	30	30
	40	

STYLE	MODEL
Oxford II	<b>70158</b>
Bradford	<b>70858</b>



**45° Outside Corner – Radiused**



Top View

W	H	D
30	30	30
	40	

STYLE	MODEL
Oxford II	<b>70160</b>
Bradford	<b>70860</b>

# LIBRARY

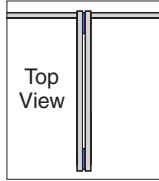
## Circulation Desk Stations Accessories



### Overlay End Panel

**W H D**  
00 30 30  
40

For use with Bradford Series when joining Circulation Desk Stations to Outside Corner units (shown on page 23)



Top View

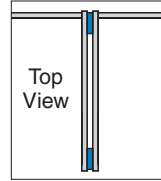
**70930**



### 3/8" Joiner Strip Kit

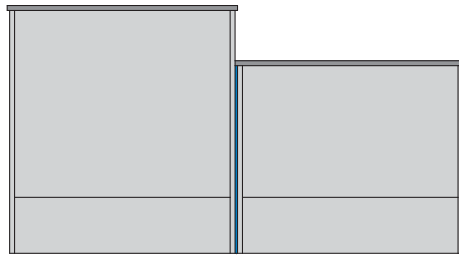
**W H D**  
00 30 03  
33

Includes (2) Joiner Strips and Hardware for Joining Different-Height Units  
Applicable for Oxford II Series



Top View

**70900**



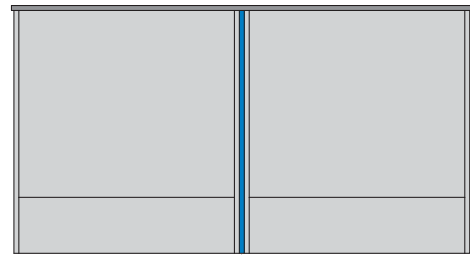
70900 joiner kit contains two 3/8" thick joiner strips

### 3/4" Joiner Strip Kit

**W H D**  
00 30 03  
33  
40

Includes (2) Joiner Strips and Hardware for Joining Same-Height Units  
Applicable for Oxford II Series

**70902**



70902 joiner kit contains two 3/4" thick joiner strips

### Keyboard Tray

**W H D**  
25 04 15

Black Molded Keyboard Tray  
22W x 9D Keyboard Space  
Requires 24 1/2" Opening

**10880**



(keyboard not included)

### Keyboard Tray w/Mouse Extension

**W H D**  
25 05 15

Black Molded Keyboard Tray  
22W x 9D Keyboard Space  
8W x 9D Mouse Extension  
(Left or Right)  
Requires 24 1/2" Opening

**10881**



(keyboard/mouse not included)

### Articulating Keyboard Tray

**W H D**  
21 03 17

Black Articulating Adjustable Arm and Keyboard Tray  
21W x 9D Keyboard Space  
9W x 9D Mouse Extension

**10884**





### Circulation Desk Station Continuous Overlay Tops

Continuous overlay top must be ordered for Oxford II and Bradford styles.

Width based on total width of cabinet run.

Refer to Countertops section for continuous overlay top selection.

### Book Shelving Continuous Overlay Tops

Continuous overlay top must be ordered for Starter/Adder Book Shelving with continuous overlay top design.

Width based on total width of shelving run.

Refer to Countertops section for continuous overlay top selection.



The following pages depict NEW MODELS added since the Stevens Advantage Commercial Cabinetry and Millwork catalog was published in May 2014.

Go to [stevensadvantage.com](http://stevensadvantage.com)

→ RESOURCES

→ Commercial Casework

to view/download/print  
the most current catalog sections.

Later updates supercede earlier updates.

(Revisions shown in RED)

# NEW MODELS

## Library



### Docking Station

**W H D**  
04 03 04

Touch Release, Spring-Loaded Lid  
(1) USB Charging Port 2.1A  
(1) AC Outlet, 125V 10A Rating  
10' Power Cord  
Black Plastic  
Requires 3" diameter hole for installation  
(10965 grommet available)

**10972**

