



UPDATE HISTORY

Wall – Attached Soffit Section



This UPDATE HISTORY outlines changes made to the Wall – Attached Soffit section of the Stevens Advantage Commercial Cabinetry and Millwork catalog since it was published in August 2017.

The most recent updates are shown first.

Go to stevensadvantage.com

→ RESOURCES

→ Commercial Casework

to view/download/print
the most current catalog sections.

Later updates supercede earlier updates.

(Revisions shown in **RED**)

UPDATE HISTORY

Wall – Attached Soffit Section

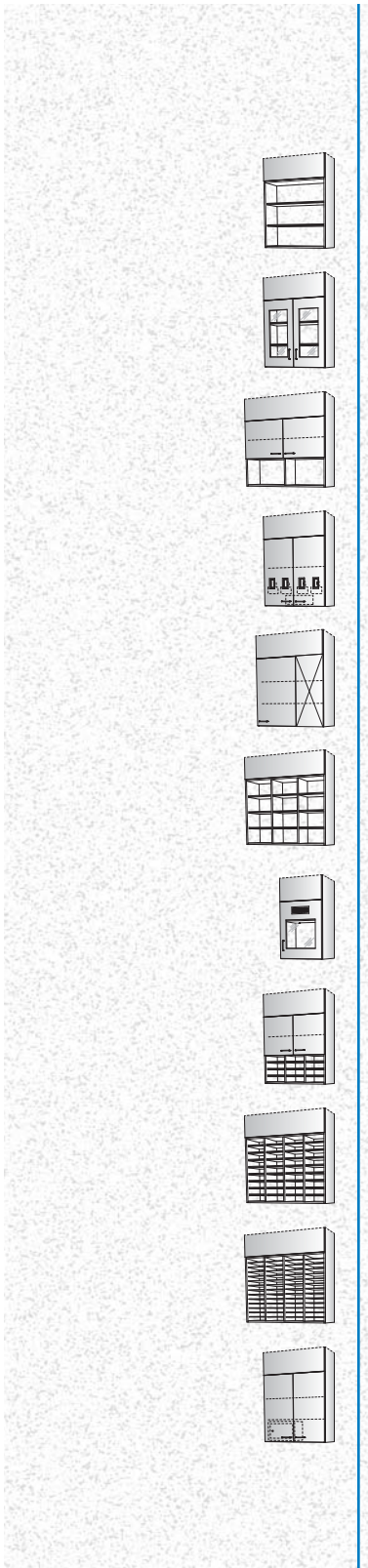


JANUARY 2018			
MODEL #	TYPE OF UPDATE	DESCRIPTION OF UPDATE	CATALOG PAGE #
13122	Dimension	Deleted 10D; added 21W, 24W, 18D	8
13123	Dimension	Deleted 10D; added 21W, 24W, 18D	8
13124	Dimension	Deleted 10D; added 21W, 24W, 18D	8
13125	Dimension	Deleted 10D; added 21W, 24W, 18D	8
13126	Dimension	Deleted 10D; added 27W, 30W, 33W, 42W, 45W, 48W, 18D	8
13127	Dimension	Deleted 10D; added 42W, 45W, 48W, 18D	8

NOVEMBER 2017			
MODEL #	TYPE OF UPDATE	DESCRIPTION OF UPDATE	CATALOG PAGE #
13181	Dimension	Deleted 12H, 16H, 18H	4
	Description	Changed "Height (H) denotes front face cabinet height" to "Height (H) denotes cabinet box height."	3-14

Table of Contents

WALL – ATTACHED SOFFIT



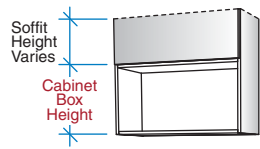
















Shelf	3-4
Display	5-6
Bookshelf	7
Dispensing	8
Corner – Blind	9
Cubicle	10-11
Media Integration	11
Forms	12
Mail Cubicle	12
Folder	13
Narcotics Locker	14

WALL – ATTACHED SOFFIT

Commercial Cabinetry and Millwork



Height (H) denotes cabinet box height.
Soffits available 6"-18" high in 1" increments.

W	H	D	W	H	D	W	H	D	W	H	D	W	H	D	W	H	D			
12	12	14	12	12	14	12	25	14	12	12	14	12	25	14	24	12	14	24	25	14
15	16	18	15	16	18	15	30	18	15	16	18	15	30	18	27	16	18	27	30	18
18	18		18	18		18	36		18	18		18	36		30	18		30	36	
21	25					21	42					21	42		33			33	42	
24	30					24	47					24	47		36			36	47	
27	36															39		39		
30	42															42		42		
33	47															45		45		
36																48		48		
			Right Hinge Door	Right Hinge Door	Right Hinge Door	Left Hinge Door	Left Hinge Door	Left Hinge Door	Left Hinge Door	Left Hinge Door	Doors	Doors	Doors	Doors	Doors	Doors				
13101	13120	13120	13121	13121	13121	13129	13129	13129	13129	13129	13129	13129	13129	13129	13129	13129				
																				
								25H Adjustable Shelf	30H Adjustable Shelves	42H Adjustable Shelves	12H 16H 18H									

WALL – ATTACHED SOFFIT

Shelf

Height (H) denotes cabinet box height.

Soffits available 6"-18" high in 1" increments.



W	H	D
39	12	14
42	16	18
45	18	
48	25	
	30	
	36	
	42	
	47	

Center Divider

W	H	D
39	12	14
42	16	18
45	18	
48	25	
	30	
	36	
	42	
	47	

Doors
Center Divider

W	H	D
36	16	14
39	18	18
42	25	
45	30	
48	36	
	42	
	47	

Sliding Doors
Center Divider

Microwave

W	H	D
27	30	14
30	36	18
33		
36		

Microwave Cabinet
20"-Deep Attachable
Microwave Shelf
Accommodates Typical
1 cu.ft. - 2 cu.ft. Microwave

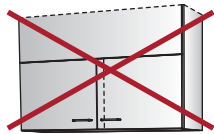
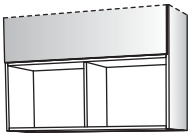
13138

13181

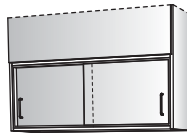
13150

13149

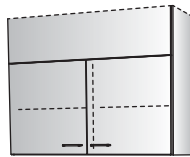
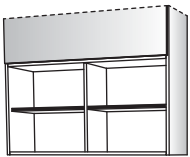
12H
16H
18H



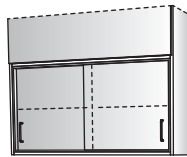
16H
18H



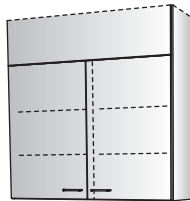
25H
Adjustable
Shelves



25H
Adjustable
Shelves



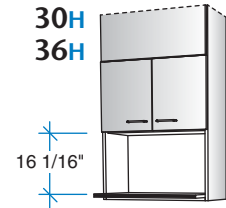
30H
36H
Adjustable
Shelves



30H
36H
Adjustable
Shelves



30H
36H



42H
47H
Adjustable
Shelves



42H
47H
Adjustable
Shelves



Display

Height (H) denotes cabinet box height.
Soffits available 6"-18" high in 1" increments.

W	H	D
15	25	14
18	30	18
21	36	
24	42	
	47	

Right Hinge
Display Door

13130

W	H	D
15	25	14
18	30	18
21	36	
24	42	
	47	



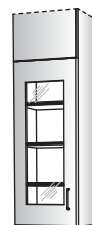
Left Hinge
Display Door

13131

W	H	D
30	25	14
36	30	18
	36	
	42	
	47	

Display Doors

13136



25H
Adjustable
Shelf

30H
36H
Adjustable
Shelves

42H
47H
Adjustable
Shelves

WALL – ATTACHED SOFFIT



Display

Height (H) denotes cabinet box height.

Soffits available 6"-18" high in 1" increments.

W	H	D
30	25	14
36	30	18
42	36	
48	42	
	47	

Sliding Display Doors
Center Divider

W	H	D
30	16	14
33	18	18
36	25	
	30	
	36	
	42	
	47	

Sliding Glass Doors

W	H	D
39	16	14
42	18	18
45	25	
48	30	
	36	
	42	
	47	

Sliding Glass Doors
Center Divider

W	H	D
30	25	14
36	30	18
42	36	
48	42	
	47	

Display Doors
Center Divider

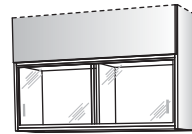
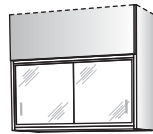
13154

13156


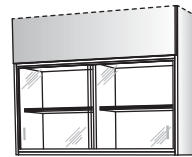
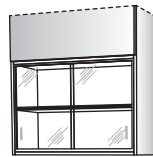
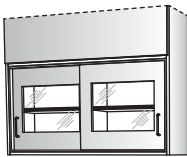
13158

13182

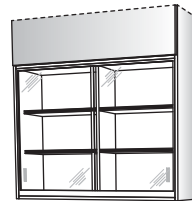

16H
18H



25H
Adjustable
Shelves



30H
36H
Adjustable
Shelves



42H
47H
Adjustable
Shelves



Bookshelf

Height (H) denotes cabinet box height.
Soffits available 6"-18" high in 1" increments.

W	H	D
12	30	14
15	36	18
18	42	
21	47	
24		

Right Hinge Door

13184

W	H	D
12	30	14
15	36	18
18	42	
21	47	
24		

Left Hinge Door

13185

W	H	D
30	30	14
33	36	18
36	42	
	47	

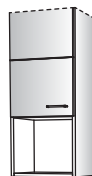
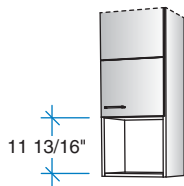
Doors

13186

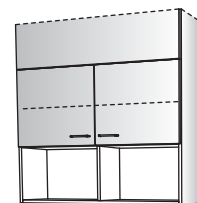
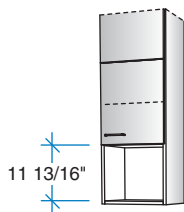
W	H	D
39	30	14
42	36	18
45	42	
48	47	

Doors
Center Divider in
Open Compartment

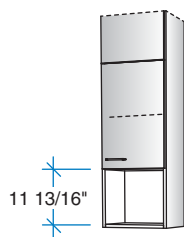
13187



30H
Open Compt.
11¹³/₁₆"H



36H
Open Compt.
11¹³/₁₆"H
Adjustable
Shelf



42H
47H
Open Compt.
11¹³/₁₆"H
Adjustable
Shelf

WALL – ATTACHED SOFFIT



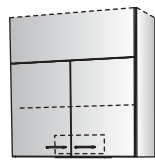
Dispensing

Height (H) denotes cabinet box height.

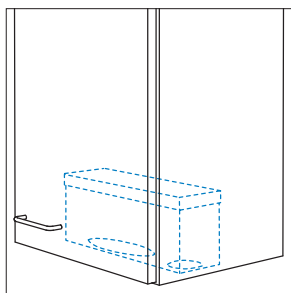

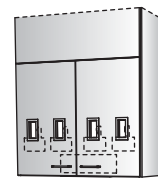
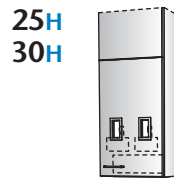
Soffits available 6"-18" high in 1" increments.



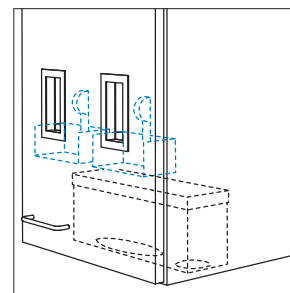
Towel/Cup			Towel/Cup			Towel/Cup		
W	H	D	W	H	D	W	H	D
18	25	14	18	25	14	27	25	14
21	30	14	21	30	14	30	30	14
24	36	18	24	36	18	33	36	18
						36		
						39		
						42		
						45		
						48		
Right Hinge Door Towel/Cup Dispenser	Left Hinge Door Towel/Cup Dispenser		Left Hinge Door Towel/Cup Dispenser			Doors Towel/Cup Dispenser		
13122	13123		13123			13126		



Towel/Cup/Glove/Tissue			Towel/Cup/Glove/Tissue			Towel/Cup/Glove/Tissue		
W	H	D	W	H	D	W	H	D
18	25	14	18	25	14	36	25	14
21	30	14	21	30	14	39	30	14
24	36	18	24	36	18	42	36	18
						45		
						48		
Right Hinge Door Towel/Cup and Glove/Tissue Dispensers	Left Hinge Door Towel/Cup and Glove/Tissue Dispensers		Left Hinge Door Towel/Cup and Glove/Tissue Dispensers			Doors Towel/Cup and Glove/Tissue Dispensers		
13124	13125		13125			13127		



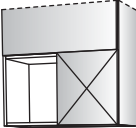
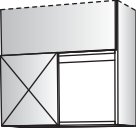
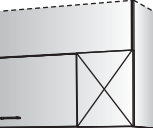
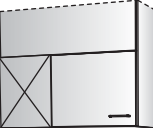


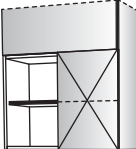



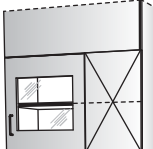

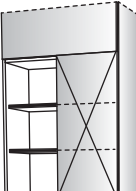



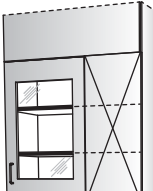

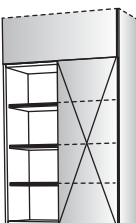



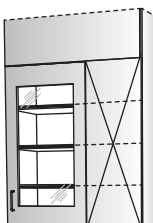

TOWEL/CUP DISPENSER
Bottom-access dispensing of paper towels and 5 oz. cups.



GLOVE/TISSUE DISPENSER
Face-of-door access for gloves or tissues.

Corner – Blind

Height (H) denotes cabinet box height.
Soffits available 6"-18" high in 1" increments.

W	H	D	W	H	D	W	H	D	W	H	D	W	H	D	W	H	D			
33	16	14	33	16	14	33	16	14	33	16	14	33	25	14	33	25	14			
36	18		36	18		36	18		36	18		36	30		36	30				
	25			25			25			25			36			36				
	30			30			30			30			42			42				
	36			36			36			36			47			47				
	42			42			42			42										
	47			47			47			47										
Left Hand Open			Right Hand Open			Right Hinge Door			Left Hinge Door			Right Hinge Display Door			Left Hinge Display Door					
13198			13199			13200			13201			13202			13203					
																		16H		
																		25H Adjustable Shelf		
																		30H 36H Adjustable Shelves		
																		42H 47H Adjustable Shelves		

WALL – ATTACHED SOFFIT

Cubicle

Height (H) denotes cabinet box height.

Soffits available 6"-18" high in 1" increments.



Compt. Widths	W	H	D	W	H	D	W	H	D
7 7/8"	18	25	14	18	25	14	18	25	14
9 3/8"	21	30	18	21	30	18	21	30	18
10 7/8"	24	36	18	24	36	18	24	36	18
		42			42			42	
		47			47			47	

3/4" Adjustable
Cubicle Shelves

Right Hinge Door
3/4" Adjustable
Cubicle Shelves

Left Hinge Door
3/4" Adjustable
Cubicle Shelves

Compt. Widths	W	H	D	W	H	D
9"	30	25	14	30	25	14
11"	36	30	18	36	30	18
13"	42	36		42	36	
15"	48	42		48	42	
		47			47	

3/4" Adjustable
Cubicle Shelves

Doors
3/4" Adjustable
Cubicle Shelves

13220

13222

13223

13226

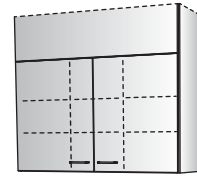
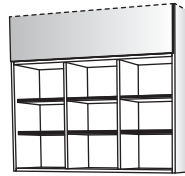
13227

25H
6 Compts.
6 3/4"H




30H
6 Compts.
8"H

25H
9 Compts.
6 3/4"H



30H
9 Compts.
8"H

36H
8 Compts.
8"H



36H
12 Compts.
8"H





42H
10 Compts.
6 3/4"H



47H
10 Compts.
8"H

42H
15 Compts.
6 3/4"H



47H
15 Compts.
8"H

Cubicle/Media Integration

Height (H) denotes cabinet box height.
Soffits available 6"-18" high in 1" increments.

Compt. Widths	W	H	D
8"	36	25	14
9½"	42	30	18
11"	48	36	18

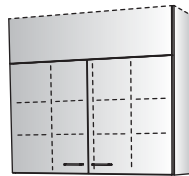
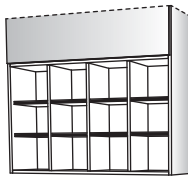
¾" Adjustable
Cubicle Shelves

W	H	D
36	25	14
42	30	18
48	36	42
		47

Doors
¾" Adjustable
Cubicle Shelves


13239

13240





25H
12 Compts.
6¾"H

30H
12 Compts.
8"H



36H
16 Compts.
8"H



42H
20 Compts.
6¾"H

47H
20 Compts.
8"H

Media Integration

W	H	D
21	30	18
24		

Right Hinge Display Door
Black Vent Grille
Adjustable Shelves with
Wire Management Slot

W	H	D
21	30	18
24		

Left Hinge Display Door
Black Vent Grille
Adjustable Shelves with
Wire Management Slot

13500

13501



30H

WALL – ATTACHED SOFFIT



Forms/Mail Cubicle – Open One Face


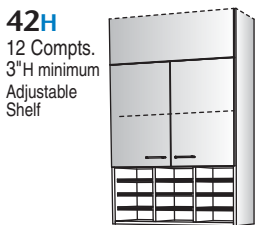
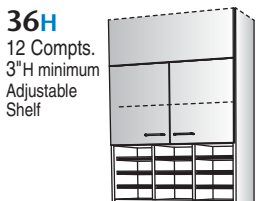
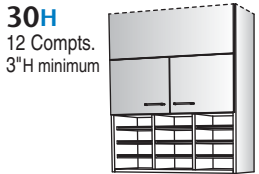
Minimum 3" compartment height.
 Height (H) denotes cabinet box height.
 Soffits available 6"-18" high in 1" increments.

Forms

Compt. Widths	W	H	D
9"	30	30	14
11"	36	36	18
13"	42	42	
15"	48	47	

Upper Doors
 3/4" Adjustable, Equally
 Spaced Cubicle Shelves





13256



Compt. Widths	W	H	D
9 3/8"	21	25	14
10 7/8"	24	30	18
13 7/8"	30	36	
16 7/8"	36	42	47

Open One Face
 3/4" Adjustable, Equally
 Spaced Cubicle Shelves

13250



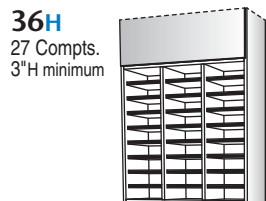
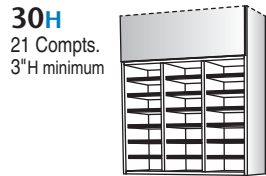
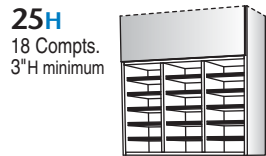


Mail Cubicle – Open One Face

Compt. Widths	W	H	D
9"	30	25	14
11"	36	30	18
13"	42	36	
15"	48	42	47

Open One Face
 3/4" Adjustable, Equally
 Spaced Cubicle Shelves



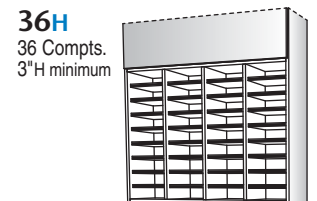
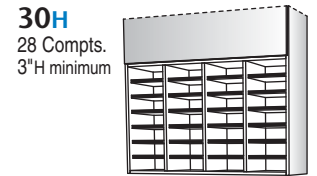
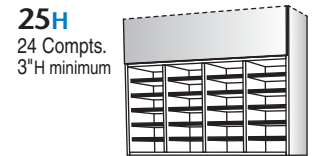
13251



Compt. Widths	W	H	D
9 1/2"	42	25	14
11"	48	30	18
		36	
		42	
		47	



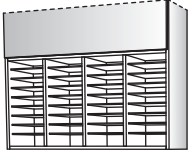


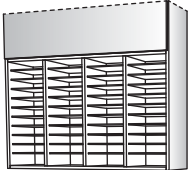









Open One Face
 3/4" Adjustable, Equally
 Spaced Cubicle Shelves

13252



Folder

Minimum 2¼" compartment height.
Height (H) denotes cabinet box height.
Soffits available 6"-18" high in 1" increments.

			Folder					
W	H	D	W	H	D	W	H	D
21	25	14	30	25	14	42	25	14
24	30	18	36	30	18	48	30	18
30	36		42	36		36		
36	42		48	42		42		
	47			47		47		
¼" Folder Shelves, Adjustable and Removable on 1¼" Centers			¼" Folder Shelves, Adjustable and Removable on 1¼" Centers			¼" Folder Shelves, Adjustable and Removable on 1¼" Centers		
13241			13242			13243		
	25H 18 Compts. 2¼"H minimum			25H 27 Compts. 2¼"H minimum			25H 36 Compts. 2¼"H minimum	
	30H 22 Compts. 2¼"H minimum			30H 33 Compts. 2¼"H minimum			30H 44 Compts. 2¼"H minimum	
	36H 28 Compts. 2¼"H minimum			36H 42 Compts. 2¼"H minimum			36H 56 Compts. 2¼"H minimum	
	42H 32 Compts. 2¼"H minimum			42H 48 Compts. 2¼"H minimum			42H 64 Compts. 2¼"H minimum	
	47H 36 Compts. 2¼"H minimum			47H 54 Compts. 2¼"H minimum			47H 72 Compts. 2¼"H minimum	

WALL – ATTACHED SOFFIT



Narcotics Locker

The narcotics locker and cabinet door locks are keyed differently and require separate keys. Both doors to be keyed differently from all other cabinets.

Height (H) denotes cabinet box height.

Soffits available 6"-18" high in 1" increments.

W	H	D
15	25	14
18	30	18
21	36	
24		

Lockable Right Hinge Door
Lockable Steel Narcotics Locker

W	H	D
15	25	14
18	30	18
21	36	
24		

Lockable Left Hinge Door
Lockable Steel Narcotics Locker

W	H	D
30	25	14
36	30	18
39	36	
42		
45		
48		

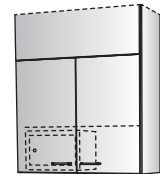
Lockable Doors
Lockable Steel Narcotics Locker

13290

13291

13294

25H
30H
Fixed Shelf



36H
Fixed Shelf
Adjustable Shelf

